

# **DHS Contracts and Grants Awarded through Other Than Full and Open Competition FY 2015**





# DHS OIG HIGHLIGHTS

## ***DHS Contracts and Grants Awarded through Other Than Full and Open Competition FY 2015***

---

**April 5, 2016**

### **Why We Did This Audit**

On March 4, 2015, Congress enacted Public Law 114–4, *Consolidated Appropriations Act, 2015*. According to Section 518(a), the Secretary of Department of Homeland Security (DHS) shall submit a report not later than October 15, 2015, to the Office of Inspector General, listing all grants and contracts awarded by any means other than full and open competition during fiscal year (FY) 2015. As required, we reviewed the report and assessed departmental compliance with applicable laws, regulations, and departmental procedures.

### **What We Recommend**

We made no recommendations.

#### **For Further Information:**

Contact our Office of Public Affairs at (202) 254-4100, or email us at [DHS-OIG.OfficePublicAffairs@oig.dhs.gov](mailto:DHS-OIG.OfficePublicAffairs@oig.dhs.gov)

### **What We Found**

In FY 2015, DHS awarded 453 noncompetitive contracts worth about \$229 million. This represents a downward trend of more than \$3 billion obligated through noncompetitive contracts over an 8-year period. We reconciled the Department's FY 2015 contract listing against the Federal Procurement Data System and found that the data between the two lists were more than 99 percent identical.

Also in FY 2015, DHS awarded 63 noncompetitive grants worth about \$127 million. Although one noncompetitive grant worth approximately \$419,000 did not meet accuracy, timeliness, or completeness standards, more than 98 percent did meet the requirements as set forth in the *Federal Funding Accountability and Transparency Act of 2006*.

### **Agency Response**

Since there were no recommendations, DHS did not provide management comments to the final report.



## OFFICE OF INSPECTOR GENERAL

Department of Homeland Security

Washington, DC 20528 / [www.oig.dhs.gov](http://www.oig.dhs.gov)

APR 5 2016

MEMORANDUM FOR: Soraya Correa  
Chief Procurement Officer  
Office of the Chief Procurement Officer

FROM: Mark Bell *Mark Bell*  
Assistant Inspector General for Audits

SUBJECT: *DHS Contracts and Grants Awarded through  
Other Than Full and Open Competition FY 2015*

Attached for your action is our final report, *DHS Contracts and Grants Awarded through Other Than Full and Open Competition FY 2015*. The report reviews the Under Secretary for Management's Report and measures taken to enhance the effectiveness of both contract and grant oversight programs.

The report contains no recommendations. Your office did not provide formal management comments.

Consistent with our responsibility under the *Inspector General Act*, we will provide copies of our report to congressional committees with oversight and appropriation responsibility over the Department of Homeland Security. We will post the report on our website for public dissemination.

Please call me with any questions, or your staff may contact Don Bumgardner, Deputy Assistant Inspector General for Audits, at (202) 254-4100.



## OFFICE OF INSPECTOR GENERAL

Department of Homeland Security

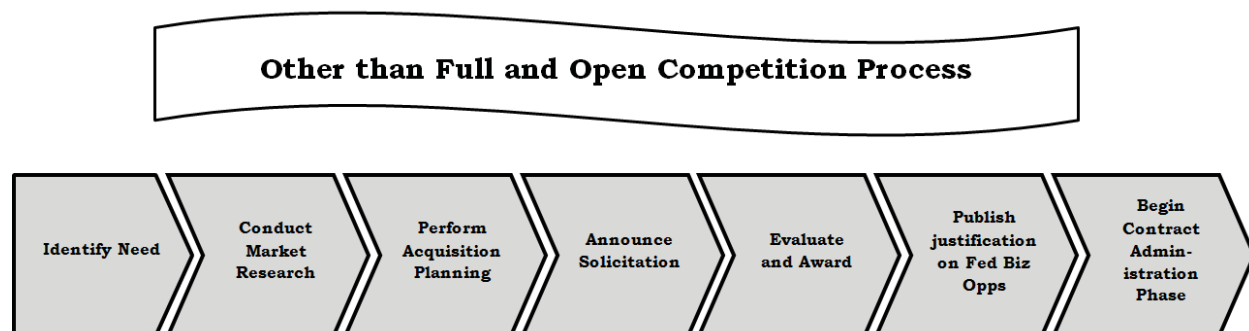
### Background

According to the *Competition in Contracting Act of 1984*, with limited exceptions, contracting officers are required to promote and provide for full and open competition in soliciting offers and awarding Federal Government contracts. The Federal Acquisition Regulation (FAR) codifies uniform policies for acquiring supplies and services by executive agencies and requires Federal agencies to collect and report data to the Federal Procurement Data System – Next Generation (FPDS).

The government uses the data in FPDS to measure and assess the impact of Federal procurement on the Nation's economy; the system includes information on funds obligated and the extent of competition. The Office of Federal Procurement Policy requires Federal agencies to certify annually that the data entered into FPDS is accurate and complete. We used the data in this system to review noncompetitive contracts.

As depicted in figure 1, the Department's process for awarding contracts through other than full and open competition begins when acquisition personnel identify a need. These acquisition personnel are to perform market research to determine the most suitable approach to acquire, distribute, and manage supplies and services to support the Department's mission. Next, acquisitions are planned to help ensure that the government is meeting its needs in the most effective, economical, and timely manner.

**Figure 1: Process for Awarding Contracts through Other Than Full and Open Competition (OTFOC)**



Source: DHS Office of Inspector General (OIG)





## OFFICE OF INSPECTOR GENERAL

### Department of Homeland Security

---

In September 2006, Congress passed the *Federal Funding Accountability and Transparency Act of 2006* (FFATA), which required the Office of Management and Budget (OMB) to ensure the existence and operation of a single searchable website for all Federal contracts and grants. FFATA requires that entries be updated not later than 30 days after the award of any Federal award requiring a posting. In December 2007, the website USAspending.gov was first launched to fulfill these requirements.

In June 2013, OMB issued the memo *Improving Data Quality for USAspending.gov* to agency Chief Financial Officers. OMB stated that to ensure USAspending.gov is providing current and accurate information, OMB and Federal agencies must take steps to ensure data reliability and quality.

OMB required agencies, by October 1, 2013, to develop and implement procedures to validate USAspending.gov data, and within 60 days of the close of each quarter to report to OMB the accuracy rate of USAspending.gov data based on the Department's validation process.

Based on the validation process, OMB required that by November 15, 2014, agencies must:

- make assurances that USAspending.gov data is correct;
- have adequate internal controls over the underlying spending; and
- have implemented processes to ensure data completeness and accuracy on USAspending.gov.

On March 4, 2015, the Congress enacted Public Law 114–4, *Department of Homeland Security Appropriations Act, 2015*. According to Section 518(a) of the law, the Secretary of Homeland Security shall submit a report not later than October 15, 2015, to DHS OIG listing all grants and contracts awarded by any means other than full and open competition during fiscal year (FY) 2015. Section 518(b) requires the Inspector General to review the report required by subsection (a) to assess Departmental compliance with applicable laws and regulations and report the results.

As required by law, we reviewed the DHS Secretary's report (the Department's Report) provided by the Under Secretary for Management on October 2015, listing all contracts and grants awarded by any means other than full and open competition (noncompetitive) during FY 2015; and assessed departmental compliance with applicable laws, regulations, and departmental procedures.



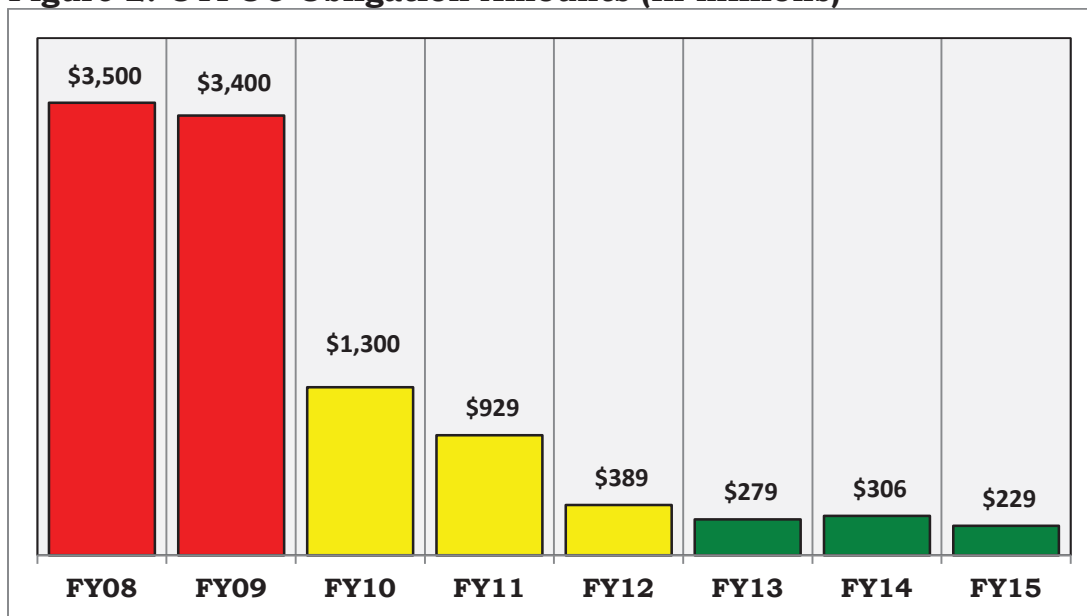
## OFFICE OF INSPECTOR GENERAL

Department of Homeland Security

### Results of Audit

DHS awarded 453 new contracts, obligating approximately \$229 million in FY 2015 to noncompetitively procure goods and services. This represents a drop of more than \$3 billion obligated through noncompetitive contracts since FY 2008; see figure 2.

**Figure 2: OTFOC Obligation Amounts (in millions)**



Source: DHS OIG<sup>1</sup> analysis of DHS Under Secretary for Management provided data

In addition, DHS noncompetitively awarded 63 grants worth about \$127 million in FY 2015, which is similar to FY 2014, when DHS awarded 66 grants worth approximately \$126 million.

In October 2015, as required by P.L. 114-4, section 518(a), DHS submitted to us a listing of all noncompetitively awarded contracts and grants in FY 2015 (see appendix C). As required in P.L. 114-4, Section 518(b), we reviewed DHS' FY 2015 noncompetitive contracts and grants listing to assess departmental compliance with applicable laws, regulations, and departmental procedures.

<sup>1</sup> Although categorized in FPDS in FY13 as a Noncompetitive Contract Obligation, we did not include the U.S. Coast Guard's #6 National Security Cutter award in this summation. This one sole source contract action obligated about \$487 million, but we considered it separately as part of the Coast Guard's ongoing acquisition program.



## OFFICE OF INSPECTOR GENERAL

Department of Homeland Security

### Noncompetitive Contracts Listed in FY 2015

We reviewed DHS' annual certification of FPDS data quality submitted by the Department's components. We also compared the Department's Report to the list of FPDS noncompetitive contracts awarded in FY 2015, reviewing key data elements for completeness and accuracy (see appendix A for details).

We conducted a detailed review of the annual certifications for FPDS data quality submitted to the Department by the Coast Guard, U.S. Immigration and Customs Enforcement (ICE), Transportation Security Administration (TSA), and U.S. Customs and Border Protection (CBP) in our prior audit (OIG-15-59). We also reviewed DHS' FYs 2013 through 2015 Data Quality Reports (DQR) and noted the following overall accuracy rate for other than full and open competition data; see table 1.

**Table 1: DHS Accuracy Rates for OTFOC Contracts by Fiscal Year**

	2013	2014	2015
DHS	92.3%	92.7%	97.2%

Source: DHS OIG analysis of DHS DQRs

DHS also certified the following in its 2015 DQRs:

- 1) Of their reportable contract actions, 94.3 percent were entered into FPDS within appropriate time frames and in accordance with applicable guidelines.
- 2) The results of their statistical sampling were derived using the agency's data quality assurance procedures and appropriate sampling techniques.
- 3) Agency policies, procedures, and internal controls include regular reviews of qualitative data, such as performance and integrity data, to assess the quality of the information provided.
- 4) Agency policies, procedures, and internal controls include regular reviews of contractor provided data to assess compliance with reporting requirements and the completeness of the data.

Based on statistical sampling, DHS is continually improving FPDS accuracy and completeness. Additionally, we compared the Department's Report to a list of all FY 2015 contracting activities in FPDS and found that the data were more than 99 percent identical. DHS noncompetitively awarded 453 contracts in FY 2015 worth approximately \$229 million. As shown in table 2, the Coast Guard awarded the most noncompetitive contracts in FY 2015.



## OFFICE OF INSPECTOR GENERAL

Department of Homeland Security

**Table 2: Number and Obligation Amounts of Noncompetitive Contracts Awarded in FY 2015 by Component**

<u>Component</u>	<u>Number of Contracts</u>	<u>\$ Amount (in millions)</u>
<b>Coast Guard</b>	245	\$ 87.9
<b>FEMA</b>	42	\$ 30.4
<b>TSA</b>	30	\$ 22.9
<b>USCIS</b>	15	\$ 22.0
<b>CBP</b>	38	\$ 19.8
<b>ICE</b>	12	\$ 19.7
<b>Others*</b>	71	\$ 26.0
<b>TOTAL</b>	<b>453</b>	<b>\$ 228.7</b>

Source: DHS OIG analysis of FPDS data (Dollar amounts may not add to actual total due to rounding.)

\*Others includes: Federal Law Enforcement Training Center (FLETC), Office of Procurement Operations (OPO), OIG, and Secret Service.

Following FAR 4.6 and the *Homeland Security Acquisition Manual* (HSAM), we reviewed the data elements for all noncompetitive contracts as entered in FPDS and found that the entered data elements were consistent with the guidelines. We identified some inconsistencies in the Procurement Instrument Identifier numbers that did not meet the nomenclature requirements outlined in HSAM; however, we determined these variances were immaterial and that data in the Department's list were overall accurate and complete.

### **DHS Used Noncompetitive Contracts Mostly for Non-R&D Services**

From FY 2013 through FY 2015, DHS obligated approximately \$814 million for contracts awarded through other than full and open competition. Most of the Department's noncompetitive obligations — \$521 million — were for non-research & development ("non-R&D") services that include professional and administrative support, custodial services, and building maintenance. A third of the obligated amounts — \$267 million — were for "supplies & equipment" that included procuring items such as radar and security systems, or ADP software. The remaining 3 percent of the obligated funds were for "research & development," as shown in figure 3.

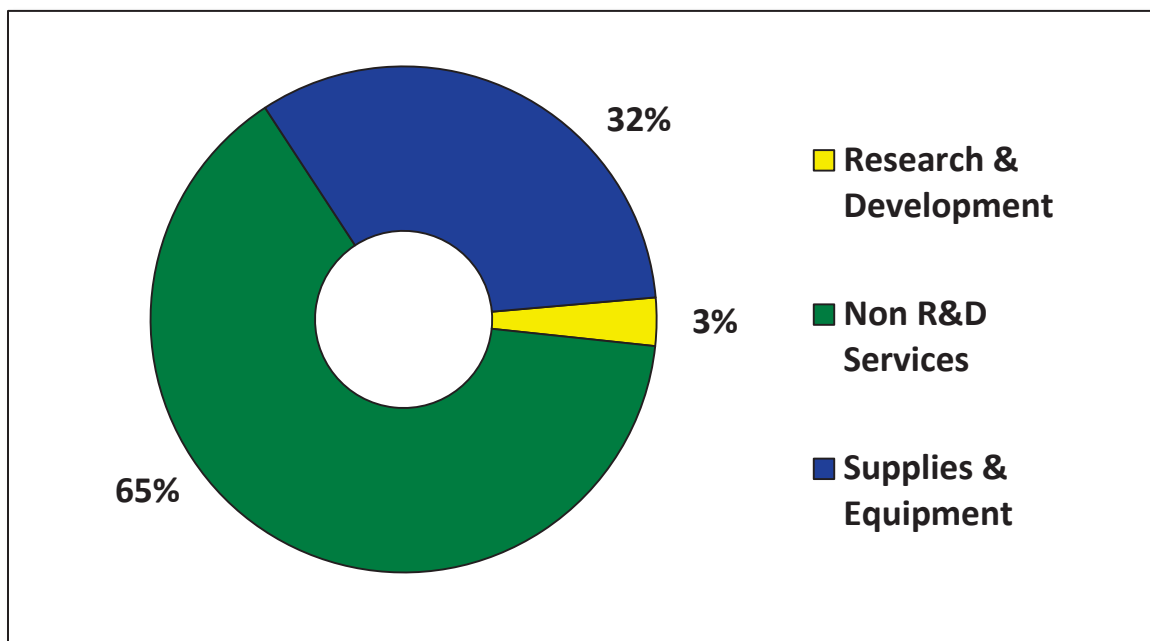




## OFFICE OF INSPECTOR GENERAL

Department of Homeland Security

**Figure 3: Percent of Noncompetitive Obligations of Products and Services from FY 2013 – FY 2015**



Source: DHS OIG analysis of FPDS data

### Noncompetitive Grants Listed in FY 2015

In October 2015, the Department report identified 435 grants worth approximately \$1.8 billion that were noncompetitively awarded in FY 2015. However, 372 of the grants — worth approximately \$1.7 billion — were grants awarded by FEMA through legislative mandates, which is not part of OTFOC. We reviewed the other 63 grants — worth approximately \$127 million — to assess departmental compliance with applicable laws and regulations. To ensure the grants met FFATA requirements, we analyzed and compared the Department Report's grant list to USAspending.gov.

As shown in table 3, of the 63 noncompetitive grants listed in the Department's Report, the Coast Guard had awarded 56 — worth approximately \$102 million — through its Boating Safety program. All 56 Coast Guard grants were entered in USAspending.gov and had matching information when compared to the Department's Report.



## OFFICE OF INSPECTOR GENERAL

Department of Homeland Security

**Table 3: Number and Obligation Amounts of Noncompetitive Grants Awarded in FY 2015 for Each Component**

<b><u>Components</u></b>	<b><u>Number of Grants</u></b>	<b><u>\$ Amount</u></b>
<b>ICE</b>	1	\$ 305,000
<b>NPPD</b>	1	\$ 12,945,735
<b>S&amp;T</b>	3	\$ 1,558,722
<b>USCG</b>	56	\$ 101,970,350
<b>USCIS</b>	2	\$ 9,821,500
<b>TOTAL</b>	<b>63</b>	<b>\$ 126,601,307</b>

Source: DHS OIG analysis of the Department's Report

The Grants and Financial Assistance Division (GFAD) provided grants management services to DHS components for the seven remaining grants (see appendix B for details). All grants awarded by ICE, National Protection and Programs Directorate (NPPD), and U.S. Citizenship and Immigration Services (USCIS) were entered in USAspending.gov and had matching information when compared to the Department's Report. However, one out of the three Science and Technology (S&T) grants was unidentifiable in USAspending.gov, as listed in the Department's Report.

A GFAD official has confirmed that GFAD was not able to find an award for this funding amount. As a result, one grant for \$418,722 had been awarded, but the award information had not yet been successfully entered into USAspending.gov as of January 2016. This grant did not meet the timely, accurate, or complete data requirements.

Of the 63 grants that were noncompetitively awarded, only one grant listed in the Department's Report did not meet FFATA requirements for timely, accurate, and complete data in USAspending.gov. Sixty-two out of 63, or 98.4 percent, of the noncompetitive grants were entered timely into USAspending.gov. This is within the Office of the Chief Financial Officer's (OCFO) objectives of accurately reporting grant information to the public.

## Conclusion

Based on our review of the Department's Report listing noncompetitively awarded contracts and grants in FY 2015, DHS is in compliance with applicable laws and regulations. DHS is also continuing to improve its noncompetitive contracts data in FPDS. Maintaining reliable data allows the public to trust in the information the government provides and for Federal and elected officials to use that information to make informed decisions about government programs and projects.



## OFFICE OF INSPECTOR GENERAL

### Department of Homeland Security

---

### Recommendations

We made no recommendations.

### Management Comments and OIG Analysis

Since there were no recommendations, DHS did not provide management comments to the final report.

### Objective, Scope, and Methodology

The Department of Homeland Security (DHS) Office of Inspector General (OIG) was established by the *Homeland Security Act of 2002* (Public Law 107-296) by amendment to the *Inspector General Act of 1978*.

We conducted this performance audit between October 2015 and February 2016 pursuant to *the Inspector General Act of 1978*, as amended, and according to generally accepted government auditing standards. Those standards require that we plan and perform the audit to obtain sufficient, appropriate evidence to provide a reasonable basis for our findings and conclusions based upon our audit objective. We believe that the evidence obtained provides a reasonable basis for our findings and conclusions based upon our audit objectives.

This report is our response to a statutory requirement that we review the Department's FY 2015 noncompetitive contracts and grants listing to assess compliance with applicable laws and regulations. Specifically, this report assesses (1) whether the Department's list includes key data elements that are required under contract reporting requirements; and (2) whether the Department's list is complete and accurate.

To address our objective, we reviewed and analyzed the Department's various policies and procedures over contract and grant reporting. For noncompetitive contracts, we generated and analyzed the Department's entire FY 2015 contract actions using FPDS and filtered the data to include only other than full and open competition contract actions. In addition, we compared our list to the Department's list, reviewing for key data elements to determine whether the list was complete and accurate.

For noncompetitive grants, we generated a list of all grants awarded by DHS in FY 2015 from USAspending.gov. We compared the Department's noncompetitive grant listing and reviewed all entries for accuracy and completeness. We obtained FY 2015's listing of all noncompetitively awarded grants from GFAD, FEMA, and the Coast Guard and reconciled the information



## **OFFICE OF INSPECTOR GENERAL**

### Department of Homeland Security

---

and data to the Department's data. We also interviewed GFAD, FEMA, and Coast Guard personnel to understand their process in reporting other than full and open competition grants to the Department.

Given DHS' current downward spending trend on noncompetitive contracts and grants and DHS' continued improvement in accurately reporting noncompetitive contracts in FPDS, we relied on the assessment of internal controls over OTFOC reporting from our prior audit (OIG-15-59). DHS provided technical comments to our draft report. We reviewed the comments and determined no changes were necessary.

The Office of Audits major contributors to this report are Donald Bumgardner, Deputy Assistant Inspector General for Audit; Andrew Smith, Audit Manager; Jeff Mun, Auditor-in-Charge; Elizabeth Argeris, Communications Analyst; and Tessa May-Fraser, Independent Referencer.



## OFFICE OF INSPECTOR GENERAL

### Department of Homeland Security

---

## Appendix A

### Contract Reporting Requirements

FAR Subpart 4.6, *Contract Reporting*, prescribes uniform reporting requirements for the Federal Procurement Data System – Next Generation (FPDS). It also requires agency Chief Acquisition Officers to certify within 120 days after the end of each fiscal year to the General Services Administration that their previous fiscal year's FPDS records are complete and accurate.

OMB Memorandum, *Improving Federal Procurement Data Quality – Guidance for Annual Verification and Validation* (May 31, 2011), describes the steps agencies are expected to take to ensure that FPDS data are reported correctly. Agencies are required to conduct statistically valid comparisons of their agency FPDS data and the underlying contract files.

Agency Procurement Data Quality Reports (DQR): Agencies use the DQR to report the results to DHS's Office of the Chief Procurement Officer. The DQR includes a template for reporting the overall accuracy rate of the sample as well as the accuracy for 25 key data elements. Some key data elements include type of contract, description of requirement, and whether the contract was awarded under other than full and open competition.





## OFFICE OF INSPECTOR GENERAL

### Department of Homeland Security

---

## Appendix B

### DHS Internal Control over Grants

Within the DHS Office of Chief Financial Officer (OCFO), the Division of Financial Assistance Policy & Oversight (FAPO) provides oversight related to accountability of funds, internal controls, and audit processing for grants. FAPO develops grant-related policy and oversees assistance programs and initiatives, which include coordinating functions with government-wide initiatives.

FAPO has been designated as the DHS point of contact for submission of the *Federal Funding Accountability and Transparency Act of 2006* (FFATA) financial assistance data, and was directed to apply appropriate internal controls to manage the submission process. Additionally, components must develop internal processes to meet all statutory and regulatory reporting requirements, and to implement the most efficient means of collecting and transmitting accurate grant data. Ultimately, components are responsible for the quality, accuracy, completeness, and timeliness of FFATA information reporting.

The FAPO defines completeness, accuracy, and timeliness as follows:

- **Completeness** means that all obligations reported in the component's financial statements, less exemptions, are reported on USAspending.gov.
- **Accuracy** means the Federal award amount on USAspending.gov matches the obligation amount in the component's financial system.
- **Timeliness** means that obligations were posted within 30 days of award to USAspending.gov

The *Financial Management Division's Component Requirement Guide* provides the components with a written policy and procedures to assess the data quality of the financial information in USAspending.gov. The components are required to perform a comparison at the transaction level to test accuracy and timeliness for data posted to USAspending.gov. If any of these metrics for completeness, accuracy, or timeliness falls below 95 percent, components are required to supply Corrective Action Plans to the division. This process has been in place and reviewed annually since FY 2011. Starting in 2014, these results have been reported to the Office of Management and Budget (OMB) on a quarterly basis.

Starting in FY 2013, FAPO began performing annual sample testing of financial assistance data in USAspending.gov against source documentation to test other key qualitative attributes beyond obligation amount. The sample testing



## OFFICE OF INSPECTOR GENERAL

Department of Homeland Security

---

along with the quarterly reconciliations after FY 2014 became the basis for the assurances over prime award data in USAspending.gov.

In August 2013, OCFO set the following goals for accurately reporting grant data in USAspending.gov:

<b>Objective 6.1. Accurately report financial assistance information to the public.</b>	<b>FY14</b>	<b>FY15</b>	<b>FY16</b>
Measure: Percentage of financial assistance data reported to USAspending that is complete and accurate.	85%	90%	95%
Measure: Percentage of financial assistance data reported to USAspending that is timely.	20%	40%	60%

*Source:* Financial Management Strategic Plan for FYs 2014–16 (August 2013)

Within DHS Office of Chief Procurement Officer (OCPO), GFAD oversees the grants management processes and procedures for departmental programs. GFAD assists DHS program offices with:

- development and pre-clearance preparation of grant funding announcements, and posting announcements to the government-wide website, Grants.gov;
- management of all application intake, negotiation, awards, post-award actions, and closeout; and
- currently providing grants management services to several DHS components.



**OFFICE OF INSPECTOR GENERAL**  
Department of Homeland Security

**Appendix C**  
**Under Secretary for Managements' Report Listing**  
**Noncompetitive Grants and Contracts for FY 2015**


U.S. Department of Homeland Security  
Washington, DC 20528



**Homeland  
Security**

OCT 22 2015

MEMORANDUM FOR: John Roth  
Inspector General

FROM: Russell C. Deyo   
Under Secretary for Management

SUBJECT: Statutory Requirement of Title V, Sec. 518. (a) of the  
*Department of Homeland Security Appropriations Act, 2015*  
(P.L. 114-4) - Report of Grants and Contracts Awarded by Any  
Means Other than Full and Open Competition During FY 2015

The *Department of Homeland Security Appropriations Act, 2015 (P.L. 114-4)* requires that the Secretary of Homeland Security shall submit a report not later than October 15, 2015, to the Office of Inspector General (OIG) of the U.S. Department of Homeland Security (DHS) listing all grants and contracts awarded by any means other than full and open competition during Fiscal Year (FY) 2015.

For grants, we are providing a summary table on page 2 and a complete listing for FY 2015 as an attachment. Because this listing excludes disaster grants awarded under the authority of the *Robert T. Stafford Disaster Relief and Emergency Assistance Act*, we are also providing as an attachment a legal opinion with the rationale for this decision. For contracts, we are providing instructions and direct access for you and your staff, as appropriate, to download the data files. Further, we have identified points of contact to help ensure that you are able to obtain what is needed to complete your review. Please reach out to them directly if you have any questions. Additional details regarding this grant and contract information are outlined below.

**Grants**

The table on page 2 summarizes by Component and dollar amount all grants (excluding disaster grants as noted above) awarded by DHS by any means other than full and open competition during FY 2015.



## OFFICE OF INSPECTOR GENERAL

Department of Homeland Security

- 2 -

Component	Total Amount
Federal Emergency Management Agency (FEMA)	\$1,698,124,648
Immigration and Customs Enforcement (ICE)	\$305,000
National Protection and Programs Directorate (NPPD)	\$12,945,735
Science & Technology Directorate (S&T)	\$1,558,722
U.S. Coast Guard (USCG)	\$101,970,350
U.S. Citizenship and Immigration Services (USCIS)	\$9,821,500
<b>Grants Total</b>	<b>\$1,824,725,955</b>

The FEMA Grant Programs Directorate is the source of the FEMA information provided herein. Please direct all inquiries to Ms. Stacey Street, [Stacey.Street@fema.dhs.gov](mailto:Stacey.Street@fema.dhs.gov).

The DHS Office of the Chief Procurement Officer (OCPO) Grants and Financial Assistance Division is the source of the ICE, NPPD, S&T, and USCIS information provided herein. Please direct all inquiries to Ms. Marsha Mathis, [Marsha.Mathis@hq.dhs.gov](mailto:Marsha.Mathis@hq.dhs.gov).

The USCG Boating Safety Division, Grants Management Branch is the source of the USCG information provided herein. Please direct all inquiries to Mr. Pavlo Oborski, [Pavlo.Oborski@uscg.mil](mailto:Pavlo.Oborski@uscg.mil).

Details are in the attachments.

### Contracts

Data on contracts awarded by DHS by any means other than full and open competition during FY 2015 comes from the Federal Procurement Data System (FPDS)-Next Generation (NG) database. Please note that the data files generated are too large to transmit by email, therefore, the Department has uploaded the files to a secure SharePoint site for the OIG to download. The location is EPIC – Electronic Procurement Information Center: <http://mgmt-ocpo-sp.dhs.gov/sites/epic/oss/OIGDocumentRequests/SitePages/Home.aspx>. This practice is consistent with the transmission of data files in prior years for audit engagements. For your reference, the Department has also included FPDS report instructions at this site. These instructions document the detailed procedures the DHS OCPO used to extract contract data from the FPDS-NG database.

The DHS OCPO Acquisition Systems Branch, Oversight and Strategic Support Division, is the source of the information provided herein. Please direct all inquiries to Ms. Pamela Campbell, [Pamela.Campbell@hq.dhs.gov](mailto:Pamela.Campbell@hq.dhs.gov) and Mr. Brian Horst, [Brian.Horst@hq.dhs.gov](mailto:Brian.Horst@hq.dhs.gov).

Attachments





# OFFICE OF INSPECTOR GENERAL

## Department of Homeland Security

Listing of DHS Grants Awarded by Any Means Other than Full and Open Competition During FY 2015

Awarding Component	ID # Title	ID #	Grant Recipient	Grant Award Amount
FEMA	Grant Award Number	EMW2015CA00202	Central United States Earthquake Consortium	\$671,430
FEMA	Grant Award Number	EMW2015CA00187	Northeast States Emergency Consortium	\$260,000
FEMA	Grant Award Number	EMW2015CA00213	Western States Seismic Policy Council	\$350,000
FEMA	Grant Award Number	EMW2015CA00227	Cascadia Region Earthquake Workgroup	\$176,920
FEMA	Grant Award Number	EMW2015CA00203	Earthquake Engineering Research Institute	\$577,200
FEMA	Grant Award Number	EMW2015CA00207	Federal Alliance for Safe Homes	\$546,500
FEMA	Grant Award Number	EMW2015CA00228	Southern California Earthquake Center	\$325,000
FEMA	Grant Award Number	EMW2015CA00226	Applied Technology Council	\$500,000
			<b>National Earthquake Hazard Reduction Program - Total (above)</b>	<b>\$3,407,050</b>
FEMA	Grant Award Number	EMW2015CA00172	Executive Office, State of New Hampshire	\$40,538
FEMA	Grant Award Number	EMW2015CA00112	Maine Floodplain Management Program, Department of Agriculture Conservation and Forestry	\$76,925
FEMA	Grant Award Number	EMW2015CA00110	Maine Floodplain Management Program, Department of Agriculture Conservation and Forestry	\$40,000
FEMA	Grant Award Number	EMW2015CA00141	Rhode Island Emergency Management Agency	\$21,533
FEMA	Grant Award Number	EMW2015CA00215	University of New Hampshire	\$227,858
			<b>Cooperating Technical Partners - FEMA Region I (Sub-total)</b>	<b>\$406,854</b>
FEMA	Grant Award Number	EMW2015CA00212	New Jersey Department of Environmental Protection	\$500,000
FEMA	Grant Award Number	EMW2015CA00221	Puerto Rico Planning Board	\$150,000
			<b>Cooperating Technical Partners - FEMA Region II (Sub-total)</b>	<b>\$650,000</b>
FEMA	Grant Award Number	EMW2015CA00074	District Department of the Environment	\$60,000
FEMA	Grant Award Number	EMW2015CA00031	DNREC Division of Watershed Stewardship	\$100,000
FEMA	Grant Award Number	EMW2015CA00220	National Association of Flood and Stormwater Management Agencies	\$100,000
FEMA	Grant Award Number	EMW2015CA00040	Maryland Department of the Environment	\$1,075,000
FEMA	Grant Award Number	EMW2015CA00024	PA Department of Community & Economic Development	\$80,000
FEMA	Grant Award Number	EMW2015CA00033	VA DCR - Dam Safety and Floodplain Management	\$80,000
FEMA	Grant Award Number	EMW2015CA00050	WY Division of Homeland Security and Emergency Management	\$200,000
			<b>Cooperating Technical Partners - FEMA Region III (Sub-total)</b>	<b>\$1,695,000</b>
FEMA	Grant Award Number	EMW2015CA00016	Alabama Department of Economic and Community Affairs Office of Water Resources	\$2,315,000
FEMA	Grant Award Number	EMW2015CA00026	Alabama Department of Economic and Community Affairs Office of Water Resources	\$93,250
FEMA	Grant Award Number	EMW2015CA00053	Energy and Environment Cabinet	\$2,213,300
FEMA	Grant Award Number	EMW2015CA00035	Georgia Department of Natural Resources	\$1,119,500
FEMA	Grant Award Number	EMW2015CA00071	Miami-Dade County	\$1,250,000
FEMA	Grant Award Number	EMW2015CA00067	Mississippi Department of Environmental Quality	\$471,000
FEMA	Grant Award Number	EMW2015CA00041	Mississippi Emergency Management Agency	\$75,000
FEMA	Grant Award Number	EMW2015CA00065	North Carolina Department of Public Safety	\$2,480,000
FEMA	Grant Award Number	EMW2015CA00066	North Carolina Department of Public Safety	\$412,000
FEMA	Grant Award Number	EMW2015CA00069	Mecklenburg County, NC	\$20,000
FEMA	Grant Award Number	EMW2015CA00043	Northwest Florida Water Management District	\$646,472
FEMA	Grant Award Number	EMW2015CA00056	SC Department of Natural Resources	\$1,928,000
FEMA	Grant Award Number	EMW2015CA00039	State of Tennessee, Department of Finance and Administration	\$75,000
FEMA	Grant Award Number	EMW2015CA00047	Suwannee River Water Management District	\$400,000
			<b>Cooperating Technical Partners - FEMA Region IV (Sub-total)</b>	<b>\$13,498,522</b>
FEMA	Grant Award Number	EMW2015CA00186	Illinois Department of Natural Resources/Water Res	\$65,000
FEMA	Grant Award Number	EMW2015CA00093	IN Department of Natural Resources	\$499,497
FEMA	Grant Award Number	EMW2015CA00072	Michigan Department of Environmental Quality	\$1,536,500
FEMA	Grant Award Number	EMW2015CA00153	Minnesota Department of Natural Resources	\$632,096
FEMA	Grant Award Number	EMW2015CA00155	Natural Resources, Ohio Department of (DSWR)	\$95,000
FEMA	Grant Award Number	EMW2015CA00077	American Planning Association	\$100,000
FEMA	Grant Award Number	EMW2015CA00063	University of Illinois Fire Service	\$2,026,651
FEMA	Grant Award Number	EMW2015CA00064	University of Illinois Fire Service	\$270,000
FEMA	Grant Award Number	EMW2015CA00157	Wisconsin Department of Natural Resources	\$145,000
			<b>Cooperating Technical Partners - FEMA Region V (Sub-total)</b>	<b>\$5,369,744</b>
FEMA	Grant Award Number	EMW2015CA00143	Arkansas Natural Resources Commission	\$72,965
FEMA	Grant Award Number	EMW2015CA00144	Arkansas Natural Resources Commission	\$81,273
FEMA	Grant Award Number	EMW2015CA00147	Arkansas Natural Resources Commission	\$81,809
FEMA	Grant Award Number	EMW2015CA00146	Arkansas Natural Resources Commission	\$137,657
FEMA	Grant Award Number	EMW2015CA00076	City of Dallas	\$788,250
FEMA	Grant Award Number	EMW2015CA00070	City of Fort Worth	\$528,800
FEMA	Grant Award Number	EMW2015CA00099	Emergency Management, Oklahoma Department of	\$109,500
FEMA	Grant Award Number	EMW2015CA00100	Emergency Management, Oklahoma Department of	\$100,000
FEMA	Grant Award Number	EMW2015CA00097	Emergency Management, Oklahoma Department of	\$255,500
FEMA	Grant Award Number	EMW2015CA00098	Emergency Management, Oklahoma Department of	\$50,000
FEMA	Grant Award Number	EMW2015CA00223	Guadalupe Blanco River Authority	\$25,000
FEMA	Grant Award Number	EMW2015CA00059	Harris County Flood Control District	\$126,750
FEMA	Grant Award Number	EMW2015CA00061	Harris County Flood Control District	\$200,000
FEMA	Grant Award Number	EMW2015CA00057	Louisiana Department of Transportation and Development	\$75,000
FEMA	Grant Award Number	EMW2015CA00091	Natural Hazard Mitigation Association	\$130,000
FEMA	Grant Award Number	EMW2015CA00134	North Central Texas County of Government	\$176,000
FEMA	Grant Award Number	EMW2015CA00131	North Central Texas County of Government	\$148,000
FEMA	Grant Award Number	EMW2015CA00133	North Central Texas County of Government	\$256,000
FEMA	Grant Award Number	EMW2015CA00068	North Central Texas County of Government	\$50,000
FEMA	Grant Award Number	EMW2015CA00058	San Antonio River Authority	\$617,000
FEMA	Grant Award Number	EMW2015CA00136	Texas A&M AgriLife Extension	\$638,075
FEMA	Grant Award Number	EMW2015CA00083	Texas A&M University	\$111,925
FEMA	Grant Award Number	EMW2015CA00204	Texas Water Development Board	\$50,000
FEMA	Grant Award Number	EMW2015CA00160	The University of New Mexico	\$100,000
FEMA	Grant Award Number	EMW2015CA00150	The University of New Mexico	\$231,875
FEMA	Grant Award Number	EMW2015CA00132	The University of New Mexico	\$75,000
FEMA	Grant Award Number	EMW2015CA00135	The University of New Mexico	\$150,000
FEMA	Grant Award Number	EMW2015CA00217	The Water Institute of the Gulf	\$25,000





# OFFICE OF INSPECTOR GENERAL

## Department of Homeland Security

Listing of DHS Grants Awarded by Any Means Other than Full and Open Competition During FY 2015

Awarding Component	ID # Title	ID #	Grant Recipient	Grant Award Amount
			<b>Cooperating Technical Partners - FEMA Region VI (Sub-total)</b>	<b>\$5,591,479</b>
FEMA	Grant Award Number	EMW2015CA00090	Iowa Department of Natural Resources	\$179,892
FEMA	Grant Award Number	EMW2015CA00078	Kansas Department of Agriculture	\$1,059,000
FEMA	Grant Award Number	EMW2015CA00210	Missouri State Emergency Management Agency	\$1,965,763
FEMA	Grant Award Number	EMW2015CA00030	Nebraska Department of Natural Resources	\$634,879
			<b>Cooperating Technical Partners - FEMA Region VII (Sub-total)</b>	<b>\$3,839,334</b>
FEMA	Grant Award Number	EMW2015CA00079	Colorado Urban Drainage and Flood Control District	\$320,000
FEMA	Grant Award Number	EMW2015CA00128	Department of Natural Resources - CWCB	\$253,252
FEMA	Grant Award Number	EMW2015CA00129	Department of Natural Resources - CWCB	\$126,815
FEMA	Grant Award Number	EMW2015CA00120	Department of Natural Resources - CWCB	\$80,000
FEMA	Grant Award Number	EMW2015CA00119	Department of Natural Resources - CWCB	\$285,596
FEMA	Grant Award Number	EMW2015CA00125	Department of Natural Resources - CWCB	\$250,000
FEMA	Grant Award Number	EMW2015CA00049	Montana Department of Natural Resources and Conservation	\$127,535
FEMA	Grant Award Number	EMW2015CA00095	Montana Department of Natural Resources and Conservation	\$31,167
FEMA	Grant Award Number	EMW2015CA00085	Montana Department of Natural Resources and Conservation	\$197,137
FEMA	Grant Award Number	EMW2015CA00181	North Dakota State Water Commission	\$321,000
FEMA	Grant Award Number	EMW2015CA00101	North Dakota State Water Commission	\$113,070
FEMA	Grant Award Number	EMW2015CA00117	Utah Department of Public Safety/Division of Emergency Management	\$48,725
FEMA	Grant Award Number	EMW2015CA00114	Utah Department of Public Safety/Division of Emergency Management	\$96,245
FEMA	Grant Award Number	EMW2015CA00124	Utah Department of Public Safety/Division of Emergency Management	\$136,630
FEMA	Grant Award Number	EMW2015CA00103	Utah Department of Public Safety/Division of Emergency Management	\$80,000
FEMA	Grant Award Number	EMW2015CA00121	Utah Department of Public Safety/Division of Emergency Management	\$178,544
FEMA	Grant Award Number	EMW2015CA00170	Utah Department of Public Safety/Division of Emergency Management	\$182,089
FEMA	Grant Award Number	EMW2015CA00116	Utah Department of Public Safety/Division of Emergency Management	\$237,840
			<b>Cooperating Technical Partners - FEMA Region VIII (Sub-total)</b>	<b>\$4,065,645</b>
FEMA	Grant Award Number	EMW2015CA00218	Association of Bay Area Governments	\$860,350
FEMA	Grant Award Number	EMW2015CA00075	Arizona Department of Water Resources	\$120,000
FEMA	Grant Award Number	EMW2015CA00087	Carson Water Subconservancy District	\$327,000
FEMA	Grant Award Number	EMW2015CA00127	City of Folsom	\$114,663
FEMA	Grant Award Number	EMW2015CA00088	Coconino County Flood Control District	\$170,000
FEMA	Grant Award Number	EMW2015CA00051	Columbia County Department of Public Works	\$150,000
FEMA	Grant Award Number	EMW2015CA00197	Foundation for National Progress	\$785,750
FEMA	Grant Award Number	EMW2015CA00082	Mohave County Flood Control District	\$620,000
FEMA	Grant Award Number	EMW2015CA00086	Nevada Division of Emergency Management	\$50,000
FEMA	Grant Award Number	EMW2015CA00162	Nevada Division of Water Resources	\$120,000
FEMA	Grant Award Number	EMW2015CA00149	San Joaquin Valley Water District	\$500,000
FEMA	Grant Award Number	EMW2015CA00164	State of Hawaii Department of Land and Natural Resources	\$140,000
FEMA	Grant Award Number	EMW2015CA00089	Western Shasta Resource Conservation District	\$50,000
			<b>Cooperating Technical Partners - FEMA Region IX (Sub-total)</b>	<b>\$4,007,763</b>
FEMA	Grant Award Number	EMW2015CA00222	City of Reidsport	\$235,527
FEMA	Grant Award Number	EMW2015CA00108	Idaho Bureau of Homeland Security	\$120,191
FEMA	Grant Award Number	EMW2015CA00174	Military and Veterans Affairs, Alaska Department of	\$21,400
FEMA	Grant Award Number	EMW2015CA00209	Oregon Department of Land Conservation and Development	\$40,000
FEMA	Grant Award Number	EMW2015CA00208	Oregon Department of Land Conservation and Development	\$149,000
FEMA	Grant Award Number	EMW2015CA00107	Oregon Department of Geology and Mineral Industries	\$148,770
FEMA	Grant Award Number	EMW2015CA00104	Oregon Department of Geology and Mineral Industries	\$60,047
FEMA	Grant Award Number	EMW2015CA00106	Oregon Department of Geology and Mineral Industries	\$161,687
FEMA	Grant Award Number	EMW2015CA00122	State of Alaska, Department of Commerce, Community, and Economic Development	\$96,000
FEMA	Grant Award Number	EMW2015CA00130	University of Washington	\$25,000
FEMA	Grant Award Number	EMW2015CA00080	Washington State Department of Ecology	\$125,000
FEMA	Grant Award Number	EMW2015CA00205	Washington State Department of Natural Resources	\$40,480
FEMA	Grant Award Number	EMW2015CA00211	Washington State Department of Natural Resources	\$45,000
FEMA	Grant Award Number	EMW2015CA00206	Washington State Department of Natural Resources	\$11,200
			<b>Cooperating Technical Partners - FEMA Region X (Sub-total)</b>	<b>\$1,279,392</b>
			<b>Cooperating Technical Partners - Total Allocations by FEMA Region (above)</b>	<b>\$39,403,843</b>
FEMA	Grant Award Number	EMW2015GRAPP00051	Alabama Department of Economic and Community Affairs Office of Water Resources	\$46,351
FEMA	Grant Award Number	EMW2015GRAPP00098	State of Alaska Department of Natural Resources	\$51,825
FEMA	Grant Award Number	EMW2015GRAPP00090	AZ Department of Water Resources	\$64,019
FEMA	Grant Award Number	EMW2015GRAPP00111	Arkansas Natural Resources Commission	\$126,791
FEMA	Grant Award Number	EMW2015GRAPP00095	Department of Water Resources Safety of Dams (CA)	\$132,680
FEMA	Grant Award Number	EMW2015GRAPP00068	Colorado Division of Water Resources, Dam Safety Program	\$207,400
FEMA	Grant Award Number	EMW2015GRAPP00114	DNR/REC Division of Watershed Stewardship (DE)	\$49,677
FEMA	Grant Award Number	EMW2015GRAPP00079	Florida Department of Environmental Protection	\$106,906
FEMA	Grant Award Number	EMW2015GRAPP00048	Georgia Department of Natural Resources	\$79,123
FEMA	Grant Award Number	EMW2015GRAPP00121	State of Hawaii Department of Land and Natural Resources	\$55,843
FEMA	Grant Award Number	EMW2015GRAPP00084	Idaho Department of Water Resources	\$73,164
FEMA	Grant Award Number	EMW2015GRAPP00128	Illinois Dept of Natural Resources/Water Res	\$143,558
FEMA	Grant Award Number	EMW2015GRAPP00089	IN Dept. of Natural Resources	\$104,966
FEMA	Grant Award Number	EMW2015GRAPP00085	Iowa Department of Natural Resources	\$306,655
FEMA	Grant Award Number	EMW2015GRAPP00107	Kansas Dept of Agriculture	\$470,930
FEMA	Grant Award Number	EMW2015GRAPP00123	Energy and Environment Cabinet (KY)	\$108,430
FEMA	Grant Award Number	EMW2015GRAPP00115	LA DOTD Dam Safety Program	\$80,231
FEMA	Grant Award Number	EMW2015GRAPP00124	State of Maine-Emergency Management Agency	\$77,608
FEMA	Grant Award Number	EMW2015GRAPP00088	Maryland Department of the Environment	\$69,215
FEMA	Grant Award Number	EMW2015GRAPP00133	Massachusetts Department of Conservation and Recreation	\$134,551
FEMA	Grant Award Number	EMW2015GRAPP00106	Michigan Department of Environmental Quality	\$92,911
FEMA	Grant Award Number	EMW2015GRAPP00113	MN DNR Dam Safety	\$100,116
FEMA	Grant Award Number	EMW2015GRAPP00120	Mississippi Department of Environmental Quality	\$296,470
FEMA	Grant Award Number	EMW2015GRAPP00109	Missouri Department of Natural Resources	\$94,227
FEMA	Grant Award Number	EMW2015GRAPP00057	Montana Department of Natural Resources and Conservation	\$278,154
FEMA	Grant Award Number	EMW2015GRAPP00080	Natural Resources, Nebraska Department of	\$236,747



# OFFICE OF INSPECTOR GENERAL

## Department of Homeland Security

Listing of DHS Grants Awarded by Any Means Other than Full and Open Competition During FY 2015

Awarding Component	ID # Title	ID #	Grant Recipient	Grant Award Amount
FEMA	Grant Award Number	EMW2015GRAPP00083	Nevada Division of Water Resources	\$82,587
FEMA	Grant Award Number	EMW2015GRAPP00117	State of New Hampshire - NHDES Dam Bureau	\$90,070
FEMA	Grant Award Number	EMW2015GRAPP00082	New Jersey Department of Environmental Protection	\$102,126
FEMA	Grant Award Number	EMW2015GRAPP00093	NM Office of the State Engineer	\$67,414
FEMA	Grant Award Number	EMW2015GRAPP00119	New York State Department of Environmental Conservation	\$166,501
FEMA	Grant Award Number	EMW2015GRAPP00112	NC Department of Environment & Natural Resources	\$222,058
FEMA	Grant Award Number	EMW2015GRAPP00065	North Dakota State Water Commission	\$105,659
FEMA	Grant Award Number	EMW2015GRAPP00096	Ohio Department of Natural Resources, Dam Safety	\$143,835
FEMA	Grant Award Number	EMW2015GRAPP00058	Oklahoma Water Resources Board	\$265,903
FEMA	Grant Award Number	EMW2015GRAPP00126	State of Oregon Water Resources Department	\$103,303
FEMA	Grant Award Number	EMW2015GRAPP00081	PA Department of Environmental Protection	\$142,657
FEMA	Grant Award Number	EMW2015GRAPP00132	Electric Power Authority (EP)	\$48,776
FEMA	Grant Award Number	EMW2015GRAPP00091	RI Department of Environmental Management	\$58,407
FEMA	Grant Award Number	EMW2015GRAPP00118	South Carolina Department of Health and Environmental Control	\$207,578
FEMA	Grant Award Number	EMW2015GRAPP00069	SD Dept. of Environment and Nat. Resources	\$216,500
FEMA	Grant Award Number	EMW2015GRAPP00108	State of Tennessee, Dept. of Environment & Conservation	\$90,763
FEMA	Grant Award Number	EMW2015GRAPP00094	Texas Commission on Environmental Quality	\$533,633
FEMA	Grant Award Number	EMW2015GRAPP00054	Utah Division of Water Rights - Dam Safety	\$97,345
FEMA	Grant Award Number	EMW2015GRAPP00122	VT Department of Environmental Conservation	\$70,393
FEMA	Grant Award Number	EMW2015GRAPP00092	VA DCR - Dam Safety and Floodplain Management	\$170,302
FEMA	Grant Award Number	EMW2015GRAPP00116	Washington State Department of Ecology	\$90,486
FEMA	Grant Award Number	EMW2015GRAPP00125	West Virginia Dept. of Environmental Protection	\$72,472
FEMA	Grant Award Number	EMW2015GRAPP00127	Wisconsin Dept of Natural Resources	\$114,597
FEMA	Grant Award Number	EMW2015GRAPP00072	Wyoming State Engineer's Office	\$139,678
			<b>National Dam Safety Program -</b>	
			<b>Total Allocations by State (above)</b>	<b>\$7,091,711</b>
FEMA	Grant Award Number	EMW2015CA00092	Louisiana State University	\$22,000,000
FEMA	Grant Award Number	EMW2015CA00060	New Mexico Institute of Mining and	\$22,000,000
FEMA	Grant Award Number	EMW2015CA00048A	Texas A&M Engineering Extension Service	\$22,100,000
FEMA	Grant Award Number	EMW2015CA00052	Transportation Technology Center	\$5,000,000
FEMA	Grant Award Number	EMW2015CA00094A	University of Hawaii	\$5,135,000
			<b>State and Local Homeland Security National Training Program / National</b>	
			<b>Domestic Preparedness Consortium -</b>	<b>\$76,235,009</b>
			<b>Total Allocations (above)</b>	
FEMA	Grant Award Number	EMW2015CA00009	City of Beverly Emergency Management Agency	\$1,187,082
FEMA	Grant Award Number	EMW2015CA00045	New York, City of	\$1,181,582
FEMA	Grant Award Number	EMW2015CA00012	Montgomery County Maryland Government	\$1,184,082
FEMA	Grant Award Number	EMW2015CA00018	Philadelphia, City of	\$1,219,582
FEMA	Grant Award Number	EMW2015CA00005	Virginia Beach, VA Fire Department	\$1,273,582
FEMA	Grant Award Number	EMW2015CA00023	County of Fairfax	\$1,158,582
FEMA	Grant Award Number	EMW2015CA00028	Miami-Dade County	\$1,187,082
FEMA	Grant Award Number	EMW2015CA00042	City of Miami Department of Fire Rescue	\$1,244,082
FEMA	Grant Award Number	EMW2015CA00015	City of Memphis	\$1,184,082
FEMA	Grant Award Number	EMW2015CA00006	City of Indianapolis	\$1,312,082
FEMA	Grant Award Number	EMW2015CA00002	Miami Valley Fire EMS Corporation	\$1,203,582
FEMA	Grant Award Number	EMW2015CA00044	Texas A&M Engineering Extension Service	\$1,309,082
FEMA	Grant Award Number	EMW2015CA00003	Boone County Fire Protection District	\$1,154,582
FEMA	Grant Award Number	EMW2015CA00034	Lincoln Fire And Rescue	\$1,154,582
FEMA	Grant Award Number	EMW2015CA00017	West Metro Fire Protection District	\$1,290,582
FEMA	Grant Award Number	EMW2015CA00013	Salt Lake Urban Search And Rescue T	\$1,179,082
FEMA	Grant Award Number	EMW2015CA00027	Phoenix City of	\$1,191,582
FEMA	Grant Award Number	EMW2015CA00019	City of Riverside	\$1,230,082
FEMA	Grant Award Number	EMW2015CA00037	Los Angeles, City of	\$1,154,582
FEMA	Grant Award Number	EMW2015CA00004	Menlo Park Fire Protection District	\$1,159,082
FEMA	Grant Award Number	EMW2015CA00036	Oakland City of	\$1,229,582
FEMA	Grant Award Number	EMW2015CA00008	Los Angeles County Fire Department	\$1,286,082
FEMA	Grant Award Number	EMW2015CA00014	Orange County of	\$1,312,082
FEMA	Grant Award Number	EMW2015CA00029	San Diego, City of	\$1,183,082
FEMA	Grant Award Number	EMW2015CA00046	City of Sacramento Fire Department	\$1,229,582
FEMA	Grant Award Number	EMW2015CA00021	Clark County Fire Department	\$1,184,082
FEMA	Grant Award Number	EMW2015CA00020	Pierce County	\$1,154,582
			<b>National Urban Search &amp; Rescue Response System Readiness Cooperative</b>	
			<b>Agreement -</b>	<b>\$32,737,714</b>
			<b>Total Allocations by Task Force Sponsoring Agency (above)</b>	
FEMA	Grant Award Number	EMW2015EP00074	Connecticut Dept of Emergency Mgmt & DHS	\$4,965,015
FEMA	Grant Award Number	EMW2015EP00075	Massachusetts Emergency	\$7,013,594
FEMA	Grant Award Number	EMW2015EP00056	Maine Dept. of Defense	\$3,490,362
FEMA	Grant Award Number	EMW2015EP00067	New Hampshire Department of Safety	\$3,488,231
FEMA	Grant Award Number	EMW2015EP00078	Rhode Island Emergency Management Agency	\$3,311,501
FEMA	Grant Award Number	EMW2015EP00073	Public Safety, Vermont Department of	\$3,032,644
FEMA	Grant Award Number	EMW2015EP00025	Law & Public Safety, New Jersey Dept of	\$8,440,219
FEMA	Grant Award Number	EMW2015EP00013	New York State Division of Homeland Security	\$15,471,989
FEMA	Grant Award Number	EMW2015EP00035	Puerto Rico Executive Office of the	\$4,933,604
FEMA	Grant Award Number	EMW2015EP00021	Government of the Virgin Islands	\$942,773
FEMA	Grant Award Number	EMW2015EP00038	District of Columbia Homeland	\$3,053,679
FEMA	Grant Award Number	EMW2015EP00023	Delaware, State of	\$3,233,715
FEMA	Grant Award Number	EMW2015EP00008	Maryland Emergency Mgmt Agency	\$6,513,279
FEMA	Grant Award Number	EMW2015EP00032	Emergency Management Agency, Pennsylvania	\$10,944,419
FEMA	Grant Award Number	EMW2015EP00069	Virginia Dept of Emergency Management	\$8,042,123
FEMA	Grant Award Number	EMW2015EP00050	West Virginia, State of	\$3,828,831
FEMA	Grant Award Number	EMW2015EP00016	Alabama Emergency Management Agency	\$5,780,028
FEMA	Grant Award Number	EMW2015EP00033	Florida Division of Emergency Mgt	\$15,567,673
FEMA	Grant Award Number	EMW2015EP00017	Georgia Emergency Management Agency	\$9,194,779
FEMA	Grant Award Number	EMW2015EP00024	Kentucky Dept of Military Affairs	\$5,496,416





# OFFICE OF INSPECTOR GENERAL

## Department of Homeland Security

Listing of DHS Grants Awarded by Any Means Other than Full and Open Competition During FY 2015

Awarding Component	ID # Title	ID #	Grant Recipient	Grant Award Amount
FEMA	Grant Award Number	EMW201SEP00031	Mississippi Department of Public Safety	\$4,572,962
FEMA	Grant Award Number	EMW201SEP00011	North Carolina Department of Public	\$9,094,590
FEMA	Grant Award Number	EMW201SEP00026	South Carolina Law Enforcement Division	\$5,769,036
FEMA	Grant Award Number	EMW201SEP00012	Tennessee Military Dept Ema	\$6,886,039
FEMA	Grant Award Number	EMW201SEP00027	State of Illinois	\$11,005,166
FEMA	Grant Award Number	EMW201SEP00037	Homeland Security, Indiana Department	\$6,916,945
FEMA	Grant Award Number	EMW201SEP00029	Michigan State Police	\$9,072,213
FEMA	Grant Award Number	EMW201SEP00041	Minnesota Dept of Public Safety-Division	\$6,175,463
FEMA	Grant Award Number	EMW201SEP00034	Ohio, State of	\$10,168,217
FEMA	Grant Award Number	EMW201SEP00015	Wisconsin Emergency Mgmt Agency	\$6,370,898
FEMA	Grant Award Number	EMW201SEP00054	Arkansas Dept of Emergency Mgmt	\$4,554,934
FEMA	Grant Award Number	EMW201SEP00009	Louisiana Governor's Office of Homeland	\$5,650,101
FEMA	Grant Award Number	EMW201SEP00066	New Mexico Dept of Homeland Security	\$3,981,883
FEMA	Grant Award Number	EMW201SEP00046	Oklahoma Dept of	\$5,148,078
FEMA	Grant Award Number	EMW201SEP00007	Texas Department of Public Safety	\$20,163,225
FEMA	Grant Award Number	EMW201SEP00040	Iowa Homeland Security and Emergency	\$4,646,511
FEMA	Grant Award Number	EMW201SEP00077	State of Kansas	\$4,514,370
FEMA	Grant Award Number	EMW201SEP00043	State of Missouri	\$6,570,000
FEMA	Grant Award Number	EMW201SEP00051	Nebraska Emergency Management Agency	\$3,849,115
FEMA	Grant Award Number	EMW201SEP00039	Colorado Department of Public Safety	\$6,109,552
FEMA	Grant Award Number	EMW201SEP00004	Montana Department of Military	\$3,290,945
FEMA	Grant Award Number	EMW201SEP00003	North Dakota, State of	\$3,106,110
FEMA	Grant Award Number	EMW201SEP00005	Public Safety, South Dakota Department	\$3,180,080
FEMA	Grant Award Number	EMW201SEP00006	Utah Department of Public Safety	\$4,539,666
FEMA	Grant Award Number	EMW201SEP00045	Executive Office of The State of Wyoming	\$3,005,053
FEMA	Grant Award Number	EMW201SEP00019	American Samoa Department of	\$910,469
FEMA	Grant Award Number	EMW201SEP00048	Arizona Division of Emergency Management	\$7,004,535
FEMA	Grant Award Number	EMW201SEP00049	Office of Emergency Services	\$27,870,091
FEMA	Grant Award Number	EMW201SEP00060	Fsm National Government	\$50,000
FEMA	Grant Award Number	EMW201SEP00020	Guam Homeland Security office of Ci	\$979,748
FEMA	Grant Award Number	EMW201SEP00020	Hawaii Dept. Civil Defense Division	\$3,548,573
FEMA	Grant Award Number	EMW201SEP00068	Government of the Marshall Islands	\$50,000
FEMA	Grant Award Number	EMW201SEP00070	CNMI Office of Homeland Security	\$908,495
FEMA	Grant Award Number	EMW201SEP00002	Nevada Dept of Public Safety	\$4,472,131
FEMA	Grant Award Number	EMW201SEP00044	Alaska Division of Homeland Security	\$3,104,321
FEMA	Grant Award Number	EMW201SEP00058	Military, Idaho Division of	\$3,688,390
FEMA	Grant Award Number	EMW201SEP00022	Oregon State of	\$5,208,056
FEMA	Grant Award Number	EMW201SEP00028	State of Washington Military Dept	\$7,219,265
			Emergency Management Performance Grants -	
			Total Allocations by State (above)	\$350,100,000
FEMA	Grant Award Number	EMW201SS00074	Connecticut Dept Of Emergency Management & DHS	\$3,978,000
FEMA	Grant Award Number	EMW201SS00076	Public Safety, Massachusetts Execut	\$23,645,600
FEMA	Grant Award Number	EMW201SS00038	Maine Dept. Of Defense	\$4,595,057
FEMA	Grant Award Number	EMW201SS00040	Safety, New Hampshire Dept of	\$3,864,500
FEMA	Grant Award Number	EMW201SS00027	Rhode Island Emergency Management Agency	\$3,734,500
FEMA	Grant Award Number	EMW201SS00028	Public Safety, Vermont Department of	\$4,036,494
FEMA	Grant Award Number	EMW201SS00039	New Jersey Office Of Homeland	\$29,154,000
FEMA	Grant Award Number	EMW201SS00004	New York State Division Of Homeland Security	\$259,377,405
FEMA	Grant Award Number	EMW201SS00036	Puerto Rico Executive Office of the	\$4,741,844
FEMA	Grant Award Number	EMW201SS00009	Government of the Virgin Islands	\$984,136
FEMA	Grant Award Number	EMW201SS00019	District Of Columbia Homeland	\$58,141,500
FEMA	Grant Award Number	EMW201SS00011	Delaware, State of	\$3,734,500
FEMA	Grant Award Number	EMW201SS00077	Maryland Emergency Management Agency	\$11,653,500
FEMA	Grant Award Number	EMW201SS00018	Emergency Management Agency, Pennsylvania	\$31,669,500
FEMA	Grant Award Number	EMW201SS00071	Virginia Dept Of Emergency Management	\$7,445,500
FEMA	Grant Award Number	EMW201SS00002	West Virginia Dept. Of Military Affairs and	\$3,734,500
FEMA	Grant Award Number	EMW201SS00112	Alabama Department Of Homeland Security	\$3,884,500
FEMA	Grant Award Number	EMW201SS00083	Florida Division Of Emergency Management	\$20,690,584
FEMA	Grant Award Number	EMW201SS00065	Georgia Emergency Management Agency	\$12,307,080
FEMA	Grant Award Number	EMW201SS00032	Kentucky Office of the Governor	\$3,978,000
FEMA	Grant Award Number	EMW201SS00022	Ms Dept Of Public Safety Obs	\$3,804,500
FEMA	Grant Award Number	EMW201SS00062	North Carolina Department of Public	\$8,489,000
FEMA	Grant Award Number	EMW201SS00047	South Carolina Law Enforcement Division	\$3,734,500
FEMA	Grant Award Number	EMW201SS00023	Tennessee Military Dept Ema	\$3,978,000
FEMA	Grant Award Number	EMW201SS00069	State of Illinois	\$85,908,500
FEMA	Grant Award Number	EMW201SS00049	Homeland Security, Indiana Department	\$3,978,000
FEMA	Grant Award Number	EMW201SS00033	Michigan State Police	\$12,918,063
FEMA	Grant Award Number	EMW201SS00100	Minnesota Dept of Public Safety-Division	\$9,994,672
FEMA	Grant Award Number	EMW201SS00086	Ohio, State of	\$8,453,000
FEMA	Grant Award Number	EMW201SS00035	Wisconsin Emergency Management Agency	\$3,978,000
FEMA	Grant Award Number	EMW201SS00054	Arkansas Dept. Of Emergency Management	\$3,734,500
FEMA	Grant Award Number	EMW201SS00043	Louisiana Governor's Office of Homeland	\$4,220,436
FEMA	Grant Award Number	EMW201SS00110	New Mexico Department of Homeland Security	\$6,734,500
FEMA	Grant Award Number	EMW201SS00012	Homeland Security, Oklahoma Office	\$3,734,500
FEMA	Grant Award Number	EMW201SS00080	Governor, Texas Office of the	\$80,998,000
FEMA	Grant Award Number	EMW201SS00014	Iowa Homeland Security & Emergency	\$3,734,500
FEMA	Grant Award Number	EMW201SS00048	Kansas Highway Patrol	\$6,978,000
FEMA	Grant Award Number	EMW201SS00020	State of Missouri	\$3,734,500
FEMA	Grant Award Number	EMW201SS00079	Nebraska Emergency Management Agency	\$3,734,500
FEMA	Grant Award Number	EMW201SS00041	Colorado Department Of Public Safety	\$6,979,000
FEMA	Grant Award Number	EMW201SS00005	Montana Department Of Military	\$4,669,528
FEMA	Grant Award Number	EMW201SS00064	North Dakota, State of	\$4,356,173
FEMA	Grant Award Number	EMW201SS00103	Public Safety, South Dakota Department	\$3,734,500
FEMA	Grant Award Number	EMW201SS00068	Utah Department of Public Safety	\$3,734,500



# OFFICE OF INSPECTOR GENERAL

## Department of Homeland Security

Listing of DHS Grants Awarded by Any Means Other than Full and Open Competition During FY 2015

Awarding Component	ID # Title	ID #	Grant Recipient	Grant Award Amount
FEMA	Grant Award Number	EMW2015SS00037	Executive Office of the State of Wyoming	\$3,734,500
FEMA	Grant Award Number	EMW2015SS00046	American Samoa Department of	\$854,000
FEMA	Grant Award Number	EMW2015SS00084	Arizona Dept Of Homeland Security	\$21,768,000
FEMA	Grant Award Number	EMW2015SS00078	Office of Emergency Services	\$192,752,500
FEMA	Grant Award Number	EMW2015SS00098	Guam Homeland Security Office of C	\$854,000
FEMA	Grant Award Number	EMW2015SS00003	Hawaii DoD, Civil Defense Division	\$6,734,500
FEMA	Grant Award Number	EMW2015SS00042	CNMI Office of Homeland Security	\$854,000
FEMA	Grant Award Number	EMW2015SS00025	Public Safety Nevada Department of	\$6,734,500
FEMA	Grant Award Number	EMW2015SS00026	Alaska Division of Homeland Security	\$3,734,500
FEMA	Grant Award Number	EMW2015SS00091	Military, Idaho Division of	\$4,766,200
FEMA	Grant Award Number	EMW2015SS00044	Oregon State of	\$6,837,000
FEMA	Grant Award Number	EMW2015SS00013	State of Washington Military Dept	\$13,312,908
			Homeland Security Grant Program - Total Allocations by State (above)	\$1,044,000,000
FEMA	Grant Award Number	EMW2015GR00056	Connecticut Dept of Emergency Mgmt & DHS	\$20,000
FEMA	Grant Award Number	EMW2015GR00033	Massachusetts, The Commonwealth of	\$20,000
FEMA	Grant Award Number	EMW2015GR00016	Maine Community College System	\$20,000
FEMA	Grant Award Number	EMW2015GR00091	New Hampshire Department Of Safety, Division of	\$20,000
FEMA	Grant Award Number	EMW2015GR00076	State Of Rhode Island Department of	\$20,000
FEMA	Grant Award Number	EMW2015GR00049	Public Safety, Vermont Department of	\$20,000
FEMA	Grant Award Number	EMW2015GR00034	New York State Division Of Homeland Security	\$20,000
FEMA	Grant Award Number	EMW2015GR00044	Delaware State Fire School	\$20,000
FEMA	Grant Award Number	EMW2015GR00010	University of Maryland	\$20,000
FEMA	Grant Award Number	EMW2015GR00067	Emergency Management Agency Pennsylvania	\$20,000
FEMA	Grant Award Number	EMW2015GR00004	Virginia Department of Fire Program	\$20,000
FEMA	Grant Award Number	EMW2015GR00040	West Virginia University Research Corp.	\$20,000
FEMA	Grant Award Number	EMW2015GR00041	Alabama Fire College	\$20,000
FEMA	Grant Award Number	EMW2015GR00053	Financial Services, Florida Department	\$20,000
FEMA	Grant Award Number	EMW2015GR00063	Georgia Public Safety Training Center	\$20,000
FEMA	Grant Award Number	EMW2015GR00006	Kentucky Community Tech Coll Sys	\$20,000
FEMA	Grant Award Number	EMW2015GR00043	Mississippi Department Of Insurance	\$20,000
FEMA	Grant Award Number	EMW2015GR00037	Ncdo- Office of State Fire Marshal	\$20,000
FEMA	Grant Award Number	EMW2015GR00050	South Carolina Comptroller General	\$20,000
FEMA	Grant Award Number	EMW2015GR00071	Commerce & Insurance Tennessee Dept	\$20,000
FEMA	Grant Award Number	EMW2015GR00062	University Of Illinois Fire Service	\$20,000
FEMA	Grant Award Number	EMW2015GR00032	Homeland Security, Indiana Department	\$20,000
FEMA	Grant Award Number	EMW2015GR00070	Minnesota Dept Of Public Safety	\$20,000
FEMA	Grant Award Number	EMW2015GR00077	Commerce, Ohio Department of	\$20,000
FEMA	Grant Award Number	EMW2015GR00092	Wi Technical College System Board	\$20,000
FEMA	Grant Award Number	EMW2015GR00005	Southern Arkansas University	\$20,000
FEMA	Grant Award Number	EMW2015GR00046	Louisiana State University	\$20,000
FEMA	Grant Award Number	EMW2015GR00035	Public Regulation Commission, New M	\$20,000
FEMA	Grant Award Number	EMW2015GR00045	Oklahoma State University	\$20,000
FEMA	Grant Award Number	EMW2015GR00052	Texas A&M Engineering Extension Service	\$20,000
FEMA	Grant Award Number	EMW2015GR00003	Iowa Dept. Of Public Safety - Fire Ser	\$20,000
FEMA	Grant Award Number	EMW2015GR00039	University of Kansas Center for Research Inc	\$20,000
FEMA	Grant Award Number	EMW2015GR00012	Missouri System University of	\$20,000
FEMA	Grant Award Number	EMW2015GR00066	State Fire Marshal Nebraska	\$20,000
FEMA	Grant Award Number	EMW2015GR00075	Colorado Department of Public Safety	\$20,000
FEMA	Grant Award Number	EMW2015GR00036	Montana State University	\$20,000
FEMA	Grant Award Number	EMW2015GR00007	North Dakota Firefighter's Association	\$20,000
FEMA	Grant Award Number	EMW2015GR00042	Public Safety, South Dakota Department	\$20,000
FEMA	Grant Award Number	EMW2015GR00031	Utah Valley University	\$20,000
FEMA	Grant Award Number	EMW2015GR00060	Wyoming Department of Fire Prevention	\$20,000
FEMA	Grant Award Number	EMW2015GR00064	California Forestry and Fire Protection	\$20,000
FEMA	Grant Award Number	EMW2015GR00008	Public Safety Nevada Department of	\$20,000
FEMA	Grant Award Number	EMW2015GR00013	Alaska Dept of Public Safety	\$20,000
FEMA	Grant Award Number	EMW2015GR00009	Idaho State Board of Education	\$20,000
FEMA	Grant Award Number	EMW2015GR00061	Public Safety Standards and	\$20,000
FEMA	Grant Award Number	EMW2015GR00055	Washington State Patrol	\$20,000
			State Fire Training Systems Grant Program - Total Allocations by State (above)	\$920,000
FEMA	Grant Award Number	2015-1G-048R-R085-4101-R	Chemical Stockpile Emergency Preparedness Program, Commonwealth of Kentucky	\$7,737,655
FEMA	Grant Award Number	2015-1F-037R-R085-4101-R	Chemical Stockpile Emergency Preparedness Program, State of Colorado	\$3,610,661
			Chemical Stockpile Emergency Preparedness Program - Total Allocations by State/Type (above)	\$11,348,316
FEMA	Grant Award Number	EMW2015FS00001	Emergency Food and Shelter National Board Program (National Board for Emergency Food)	\$120,006,014
FEMA	Grant Award Number	EMW2015CA00081	Homeland Security Preparedness Technical Assistance Program (National Governors Association)	\$275,000
FEMA	Grant Award Number	EMW2015CA00055	Homeland Security Preparedness Technical Assistance Program (National Emergency Management Association)	\$250,000
FEMA	Grant Award Number	EMS2015RA00004	Intercity Passenger Rail - Amtrak (National Railroad Passenger Corp)	\$10,000,000
FEMA	Grant Award Number	EMW2015CA00038	National Incident Management System (National Emergency Management Association)	\$2,000,000
FEMA	Grant Award Number	EMW2015GR00134	Emergency Management Baseline Assessment Grant (The Council of State Governments)	\$350,000
<b>FEMA Total</b>				<b>\$1,698,124,648</b>
ICE	Grant Award Number	2015-CE-076-000001	National Center for Missing and Exploited Children (NCMEC)	\$305,000
<b>ICE Total</b>				<b>\$305,000</b>
NPPD	Grant Award Number	2010-PD-123-000001	Center for Internet Security, Inc.	\$12,945,735
<b>NPPD Total</b>				<b>\$12,945,735</b>





# OFFICE OF INSPECTOR GENERAL

## Department of Homeland Security

Listing of DHS Grants Awarded by Any Means Other than Full and Open Competition During FY 2015

Awarding Component	ID # Title	ID #	Grant Recipient	Grant Award Amount
S&T	Grant Award Number	2014-ST-108-FRG004-02	Association of Public-Safety Communications Officials Intl (APCO)	\$418,722
S&T	Grant Award Number	2015-ST-108-FRG002	National Information Sharing Consortium (NISC)	\$600,000
S&T	Grant Award Number	2015-ST-108-FRG003	Georgia Tech Applied Research Center	\$540,000
<b>S&amp;T Total</b>				<b>\$1,558,722</b>
USCG	Federal Award Identification Number	3315FAS150101	Alabama Law Enforcement Agency	\$1,987,249
USCG	Federal Award Identification Number	3315FAS150102	Alaska Dept of Natural Resources	\$881,497
USCG	Federal Award Identification Number	3315FAS150104	Arizona Game and Fish Department	\$1,410,284
USCG	Federal Award Identification Number	3315FAS150105	Arkansas Game and Fish Commission	\$1,466,000
USCG	Federal Award Identification Number	3315FAS150106	California Dept. of Parks	\$5,261,010
USCG	Federal Award Identification Number	3315FAS150108	Colorado Dept. of Natural Resources	\$957,748
USCG	Federal Award Identification Number	3315FAS150109	Connecticut Dept. of Environmental Protection	\$1,271,185
USCG	Federal Award Identification Number	3315FAS150110	Delaware NREC Division of Fish and Wildlife	\$921,737
USCG	Federal Award Identification Number	3315FAS150111	District of Columbia Metropolitan Police Dept	\$951,971
USCG	Federal Award Identification Number	3315FAS150112	Florida Fish and Wildlife Conservation Comm	\$9,250,104
USCG	Federal Award Identification Number	3315FAS150113	Georgia Dept of Natural Resources	\$2,694,610
USCG	Federal Award Identification Number	3315FAS150115	Hawaii Dept of Land and Natural Resources	\$793,029
USCG	Federal Award Identification Number	3315FAS150116	Idaho Department of Parks and Recreation	\$1,201,048
USCG	Federal Award Identification Number	3315FAS150117	Illinois Department of Natural Resources	\$1,610,251
USCG	Federal Award Identification Number	3315FAS150118	Indiana Department of Natural Resources	\$1,450,706
USCG	Federal Award Identification Number	3315FAS150119	Iowa Department of Natural Resources	\$1,367,777
USCG	Federal Award Identification Number	3315FAS150120	Kansas Department of Wildlife and Parks	\$965,073
USCG	Federal Award Identification Number	3315FAS150121	Kentucky Dept. of Fish and Wildlife Resources	\$1,404,811
USCG	Federal Award Identification Number	3315FAS150122	Louisiana Department of Wildlife & Fisheries	\$2,129,611
USCG	Federal Award Identification Number	3315FAS150123	Maine Dept of Inland Fisheries and Wildlife	\$1,245,962
USCG	Federal Award Identification Number	3315FAS150124	Maryland Dept. of Natural Resources	\$3,133,968
USCG	Federal Award Identification Number	3315FAS150125	Massachusetts Environmental Police	\$1,427,778
USCG	Federal Award Identification Number	3315FAS150126	Michigan Department of Natural Resources	\$5,431,132
USCG	Federal Award Identification Number	3315FAS150127	Minnesota Department of Natural Resources	\$1,140,296
USCG	Federal Award Identification Number	3315FAS150128	Mississippi Dept Wildlife Fisheries and Pla	\$1,219,086
USCG	Federal Award Identification Number	3315FAS150129	Missouri State Highway Patrol	\$2,329,021
USCG	Federal Award Identification Number	3315FAS150130	Montana Fish, Wildlife and Parks	\$847,832
USCG	Federal Award Identification Number	3315FAS150131	Nebraska Game and Parks Commission	\$920,715
USCG	Federal Award Identification Number	3315FAS150132	Nevada Department of Wildlife	\$921,085
USCG	Federal Award Identification Number	3315FAS150133	New Hampshire Dept of Safety	\$1,131,639
USCG	Federal Award Identification Number	3315FAS150134	New Jersey State Police, Marine Services Bur	\$2,306,207
USCG	Federal Award Identification Number	3315FAS150135	New Mexico Energy, Min and Nat Res Dept	\$854,681
USCG	Federal Award Identification Number	3315FAS150136	New York Office of Parks, Rec and Hist Pres	\$2,367,568
USCG	Federal Award Identification Number	3315FAS150137	North Carolina Wildlife Resources Commission	\$1,988,677
USCG	Federal Award Identification Number	3315FAS150138	North Dakota Game and Fish Department	\$891,174
USCG	Federal Award Identification Number	3315FAS150139	Ohio Dept of Natural Resources	\$4,159,546
USCG	Federal Award Identification Number	3315FAS150140	Oklahoma Department of Public Safety	\$1,552,528
USCG	Federal Award Identification Number	3315FAS150141	Oregon State Marine Board	\$2,051,316
USCG	Federal Award Identification Number	3315FAS150142	Pennsylvania Fish and Boat Commission	\$2,401,487
USCG	Federal Award Identification Number	3315FAS150144	Rhode Island Dept of Environmental Mgmt	\$903,044
USCG	Federal Award Identification Number	3315FAS150145	South Carolina Dept of Natural Resources	\$2,460,991
USCG	Federal Award Identification Number	3315FAS150146	South Dakota Dept of Game, Fish and Parks	\$852,602
USCG	Federal Award Identification Number	3315FAS150147	Tennessee Wildlife Resources Agency	\$1,846,027
USCG	Federal Award Identification Number	3315FAS150148	Texas Parks and Wildlife Department	\$3,727,199
USCG	Federal Award Identification Number	3315FAS150149	Utah Division of State Parks and Recreation	\$1,282,709
USCG	Federal Award Identification Number	3315FAS150150	Vermont Department of Public Safety	\$781,638
USCG	Federal Award Identification Number	3315FAS150151	Virginia Dept of Game and Inland Fisheries	\$1,726,613
USCG	Federal Award Identification Number	3315FAS150153	Washington Parks and Rec Commission	\$1,972,014
USCG	Federal Award Identification Number	3315FAS150154	West Virginia Div of Natural Resources	\$848,349
USCG	Federal Award Identification Number	3315FAS150155	Wisconsin Department of Natural Resources	\$3,119,144
USCG	Federal Award Identification Number	3315FAS150156	Wyoming Game and Fish Department	\$727,273
USCG	Federal Award Identification Number	3315FAS150160	American Samoa Govt. Dept. of Public Safety	\$633,964
USCG	Federal Award Identification Number	3315FAS150166	Guam Police Department	\$664,993
USCG	Federal Award Identification Number	3315FAS150169	Commonwealth of the Northern Mariana Islands	\$676,565
USCG	Federal Award Identification Number	3315FAS150172	Puerto Rico Dept of Nat and Environmental Res	\$757,505
USCG	Federal Award Identification Number	3315FAS150178	Virgin Islands Dept of Planning and Nat Res	\$692,321
			<b>State Recreational Boating Safety Program - Total Allocations by State (above)</b>	<b>\$101,970,350</b>
<b>USCG Total</b>				<b>\$101,970,350</b>
USCIS	Grant Award Number	2014-CI-009-000001-02	U.S. Conference of Catholic Bishops [USCCB]	\$4,910,750
USCIS	Grant Award Number	2014-CI-009-000002-02	Church World Services, Inc [CWS]	\$4,910,750
<b>USCIS Total</b>				<b>\$9,821,500</b>
<b>Grants Total</b>				<b>\$1,824,725,955</b>





## **OFFICE OF INSPECTOR GENERAL**

### Department of Homeland Security

---

## **Appendix D**

### **Report Distribution**

#### **Department of Homeland Security**

Secretary  
Deputy Secretary  
Chief of Staff  
General Counsel  
Director, GAO/OIG Liaison Office  
Assistant Secretary for Office of Policy  
Assistant Secretary for Office of Public Affairs  
Assistant Secretary for Office of Legislative Affairs

#### **Office of Management and Budget**

Chief, Homeland Security Branch  
DHS OIG Budget Examiner

#### **Congress**

Congressional Oversight and Appropriations Committees

## **ADDITIONAL INFORMATION AND COPIES**

To view this and any of our other reports, please visit our website at: [www.oig.dhs.gov](http://www.oig.dhs.gov).

For further information or questions, please contact Office of Inspector General Public Affairs at: [DHS-OIG.OfficePublicAffairs@oig.dhs.gov](mailto:DHS-OIG.OfficePublicAffairs@oig.dhs.gov). Follow us on Twitter at: @dhsoig.



## **OIG HOTLINE**

To report fraud, waste, or abuse, visit our website at [www.oig.dhs.gov](http://www.oig.dhs.gov) and click on the red "Hotline" tab. If you cannot access our website, call our hotline at (800) 323-8603, fax our hotline at (202) 254-4297, or write to us at:

Department of Homeland Security  
Office of Inspector General, Mail Stop 0305  
Attention: Hotline  
245 Murray Drive, SW  
Washington, DC 20528-0305