



UNITED STATES CAPITOL POLICE OFFICE OF INSPECTOR GENERAL

Analysis of United States Capitol Police Arrests

Investigative Number 2020-I-0008

November 2020

~~**Report Restriction Language**~~

~~**Distribution of this Document is Restricted**~~

~~This report may contain sensitive law enforcement information and/or is part of the deliberative process privilege. This is the property of the Office of Inspector General and is intended solely for the official use of the United States Capitol Police, the Capitol Police Board, or any agency or organization receiving the report directly from the Office of Inspector General. No secondary distribution may be made, in whole or in part, outside the United States Capitol Police or the Capitol Police Board, by them or by other agencies or organizations, without prior authorization by the Inspector General or the Capitol Police Board.~~

UNITED STATES CAPITOL POLICE
WASHINGTON, DC 20003



INSPECTOR GENERAL

PREFACE

The Office of Inspector General (OIG) prepared this report pursuant to the Inspector General Act of 1978, as amended. It is one of a series of audits, reviews, and investigative and special reports OIG prepares periodically as part of its oversight responsibility with respect to the United States Capitol Police (USCP) to identify and prevent fraud, waste, abuse, and mismanagement.

This report is the result of an assessment of the strengths and weaknesses of the office or function under review. Our work was based on interviews with employees and officials of relevant agencies and institutions, direct observation, and a review of applicable documents.

We developed our recommendations based on the best knowledge available to OIG and discussed the draft findings with those responsible for implementation. It is my hope that the recommendations will result in more effective, efficient, and/or economical operations.

I express my appreciation to those contributing to the preparation of this report.

A handwritten signature in black ink, which appears to read "M. A. Bolton", is positioned above the printed name.

Michael A. Bolton
Inspector General

TABLE OF CONTENTS

	<u>Page</u>
Abbreviations and Acronyms	ii
Executive Summary	1
Background	1
Objective, Scope, and Methodology	3
Results	4
Appendices	35
Appendix A – List of Recommendations	36
Appendix B – Department Comments	37
Appendix C – Map of USCP Extended Jurisdiction Zone	38
Appendix D – Offense Descriptions	39
Appendix E – Arrest Disposition Descriptions	43
Appendix F – Arrest Demographic Data Tables	44

Abbreviations and Acronyms

Calendar Year	CY
Driving Under the Influence	DUI
Driving While Intoxicated	DWI
Metropolitan Police Department of the District of Columbia	MPDC
Operating After Revoked License	OAR
Operating After Suspended License	OAS
Office of Inspector General	OIG
Office of Professional Responsibility	OPR
Reports Processing Section	RPS
United States Capitol Police	USCP or Department

EXECUTIVE SUMMARY

United States Capitol Police (USCP or Department) Directive [REDACTED] [REDACTED] dated January 31, 2020, states that pursuant to the provisions of section 1961, title 2, United States Code (2 U.S.C. § 1961) and 2 U.S.C. § 1967, as amended, sworn employees will make arrests and otherwise enforce the laws of the United States and the District of Columbia while on or within U.S. Capitol Buildings and Grounds or in the Extended Jurisdiction Zone.

At the request of the USCP Chief of Police, the Office of Inspector General (OIG) analyzed USCP arrests. Our objective was to review statistical data concerning USCP arrests within its primary and extended jurisdictions in order to analyze (1) demographics of the arrests and (2) complaints resulting from the arrests and any outcomes. Our scope included USCP arrest data during calendar year (CY) 2018 through June 15, 2020, as well as existing USCP policies and procedures related to arrests and capturing statistical data of arrests.

We reviewed statistical data concerning USCP arrests within its primary and extended jurisdictions. We then analyzed demographics of the arrests both in total and specifically by jurisdiction, type, arresting division or unit, disposition, and offense. The Department's Office of Professional Responsibility (OPR) received two complaints related to arrests during CY 2018 through June 15, 2020, but could not substantiate the allegations for either complaint because the complainant did not respond to OPR inquiries for further information. During this analysis, it came to our attention that the Department did not have a fully automated process for generating demographic data for its arrests. However, the Department was in the process of acquiring a system that would give it the ability to automatically generate arrest demographic data and expects to begin using that system in February 2021. See Appendix A for a complete list of recommendations.

On November 5, 2020, we provided a draft report to the Department for comment and attached the response in its entirety in Appendix B.

BACKGROUND

United States Capitol Police (USCP or Department) Directive [REDACTED] [REDACTED] dated January 31, 2020, states that pursuant to the provisions of section 1961, title 2, United States Code (2 U.S.C. § 1961) and 2 U.S.C. § 1967, as amended, sworn employees will make arrests and otherwise enforce the laws of the United States and the District of Columbia while on or within U.S. Capitol Buildings and Grounds or in the Extended Jurisdiction Zone. While conducting official duties within the U.S. Capitol Buildings and Grounds or within the boundaries of the Extended Jurisdiction Zone, Directive [REDACTED] authorizes sworn employees to:

- Arrest a person whom the sworn employee has probable cause to believe has committed or is committing a felony.
- Arrest a person whom the sworn employee has probable cause to believe has committed or is committing an offense in the sworn employee's presence.
- Arrest a person whom the sworn employee has probable cause to believe has committed or is about to commit a probable cause misdemeanor and, unless immediately arrested, may not be apprehended, may cause injury to others, or may tamper with, dispose of, or destroy evidence.

Directive [REDACTED] states that the Department maintains primary jurisdiction within the U.S. Capitol Buildings and Grounds and that sworn employees have primary responsibility for investigating criminal offenses at those locations. The Directive defines U.S. Capitol Buildings and Grounds as "the buildings, streets, roadways, walkways, etc., owned or leased by the Congress, including the Library of Congress buildings and grounds, as described in 40 U.S.C. § 5101 and 5102, as amended."

Directive [REDACTED] defines the Department's Extended Jurisdiction Zone as:

... the area bounded by the north curb of H Street from 3rd Street, N.W., to 7th Street, N.E.; the east curb of 7th Street from H Street, N.E., to M Street, S.E.; the south curb of M Street, from 7th Street, S.E., to 1st Street, S.E.; the east curb of 1st Street from M Street, S.E., to Potomac Avenue, S.E.; the southeast curb of Potomac Avenue, from 1st Street, S.E., to South Capitol Street, S.W.; the west curb of South Capitol Street, from Potomac Avenue, S.W., to P Street, S.W.; the north curb of P Street, from South Capitol Street, S.W., to 3rd Street, S.W.; and the west curb of 3rd Street from P Street, S.W., to H Street, N.W.

See Appendix C for a map of the Extended Jurisdiction Zone.

Cornell University Law School's Legal Information Institute defines a felony as "a serious crime punishable by more than a year in prison or by death" and a misdemeanor as "a crime punishable by less than 12 months in jail." Directive [REDACTED] requires that sworn employees enforce traffic regulations for the U.S. Capitol Grounds. While outside the boundaries of U.S. Capitol Buildings and Grounds but within the Extended Jurisdiction Zone, Directive [REDACTED] requires that sworn employees refrain from enforcing civil traffic infractions and limit attention to enforcing the following criminal traffic violations:

- Operating an unregistered vehicle
- Operating without an operator's permit
- Operating after revocation
- Operating after suspension
- Driving while intoxicated (DWI)
- Driving under the influence (DUI)
- Driving while impaired
- Reckless driving
- Leaving after colliding

According to PoliceNet,¹ the Department's Uniformed Services Bureau is divided into the Capitol Division, Senate Division, House Division, and Library Division. The Uniformed Services Bureau's responsibilities include providing police services and security for the Capitol Building and Grounds, Senate Office Buildings, House Office Buildings, and Library of Congress.

The Department's Special Operations Division provides police services on the Capitol Grounds and other areas through motorized, bicycle, and foot patrols; canine operations; prisoner processing and transportation; drug and alcohol enforcement; crime scene search; and the Containment and Emergency Response Team. The Special Operations Division's responsibilities include responding to crimes in progress, taking crime and incident reports, arresting law violators, and enforcing traffic and parking regulations.

The Department's Investigations Division is composed of the Criminal Investigations Section, Intelligence Operations Section, and Threat Assessment Section. The Division investigates criminal activity and assesses threats to the Federal Legislative Branch, statutory protectees, congressional facilities, congressional employees, and the visiting public.

The Department's Office of Background Investigations and Credentialing is responsible for conducting sworn and civilian background investigations on potential employees, recruitment and outreach, building access card issuance, active and retired credentials, and supporting USCP stakeholders by conducting criminal record checks on employees and members of the congressional community.

The Department's Command Division includes its Command Center, Communications Section, Court Liaison Section, and Reports Processing Section. According to Standard Operating Procedures [REDACTED], dated August 12, 2020, and [REDACTED] dated May 20, 2020, the Reports Processing Section (RPS) is responsible for the accountability, processing, and distribution of police reports as well as maintaining a database of police report information.

The Department's Office of Professional Responsibility (OPR) oversees administrative investigations relating to the conduct of Department personnel and inspections of its organizational components. OPR records and investigates allegations of misconduct by USCP employees generated either from within the Department or outside sources.

OBJECTIVE, SCOPE, AND METHODOLOGY

At the request of the Chief of Police, the Office of Inspector General (OIG) analyzed USCP arrests. Our objective was to review statistical data concerning USCP arrests within its primary and extended jurisdictions in order to analyze (1) demographics of the arrests and (2) complaints

¹ PoliceNet is the Department's intranet.

resulting from the arrests and their outcomes. Our scope included USCP arrest data during calendar year (CY) 2018 through June 15, 2020, as well as existing USCP policies and procedures related to arrests and capturing statistical data of arrests.

To accomplish our objectives, we reviewed statistical data concerning USCP arrests within its primary and extended jurisdictions. We then analyzed the demographics for gender and race of the arrests both in total and specifically by jurisdiction, type, arresting division or unit, disposition, and offense. We also requested documentation of any complaints resulting from the arrests and their outcomes. Additionally, we interviewed Department officials and reviewed Department guidance to gain a better understanding of USCP policies and procedures related to arrests and capturing statistical data of arrests.

OIG conducted this analysis in Washington, D.C., from June through October 2020. We did not conduct an audit, the objective of which would be the expression of an opinion on Department programs. Accordingly, we did not express such an opinion. Had we performed additional procedures, other issues might have come to our attention that we would have reported. ~~This report is intended solely for the information and use of the Department, the Capitol Police Board, and the USCP Oversight Committees and should not be used by anyone other than the specified parties.~~

RESULTS

We reviewed statistical data concerning USCP arrests within its primary and extended jurisdictions. OPR received two complaints related to arrests during CY 2018 through June 15, 2020, but could not substantiate the allegations for either complaint because the complainant did not respond to OPR inquiries for further information. The Department did not have a fully automated process for generating demographic data for its arrests. However, it was in the process of acquiring a system that would give it the ability to automatically generate arrest demographic data and expects to begin using that system in February 2021.

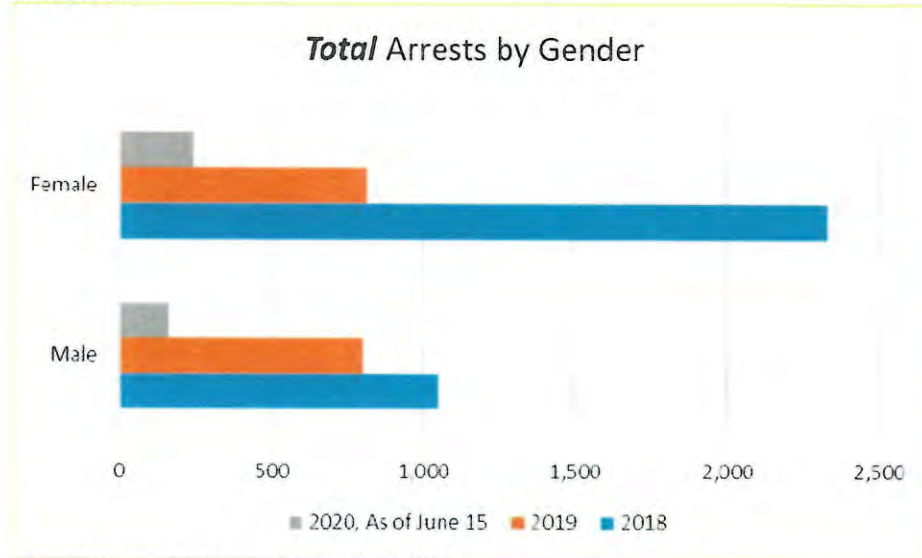
Arrest Demographics

We analyzed the demographics for gender and race of USCP arrests within its primary and extended jurisdictions during CY 2018 through June 15, 2020. We also analyzed the demographics both in total and specifically by jurisdiction, type, arresting division or unit, disposition, and offense. We selected any offense or related group of offenses for which the Department made at least 15 arrests during CY 2018 for inclusion in this report. See Appendix D for a description of those offenses, Appendix E for a description of arrest dispositions, and Appendix F for statistical data tables that support the arrest demographic information shown in Exhibits 1-56.

Total Arrests

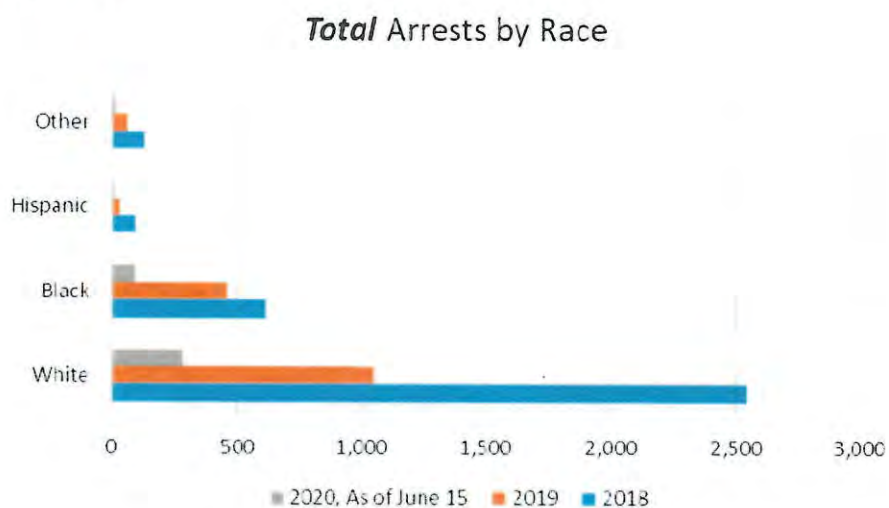
The Department made a total of 3,378 arrests within its primary and extended jurisdictions in CY 2018, 1,614 arrests in CY 2019, and 403 arrests in CY 2020 through June 15. The demographics of the arrests are shown in Exhibits 1 and 2.

Exhibit 1



Source: OIG Generated using data provided by RPS.

Exhibit 2



Source: OIG Generated using data provided by RPS.

Jurisdiction

Within its primary jurisdiction, the Department made a total of 3,258 arrests in CY 2018, 1,424 arrests in CY 2019, and 367 arrests in CY 2020 through June 15. The demographics of the arrests are shown in Exhibits 3 and 4.

Exhibit 3

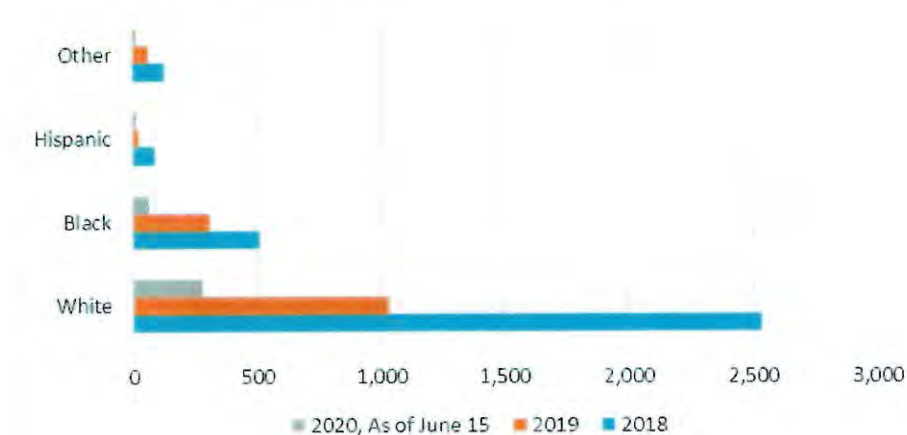
Primary Jurisdiction Arrests by Gender



Source: OIG Generated using data provided by RPS.

Exhibit 4

Primary Jurisdiction Arrests by Race

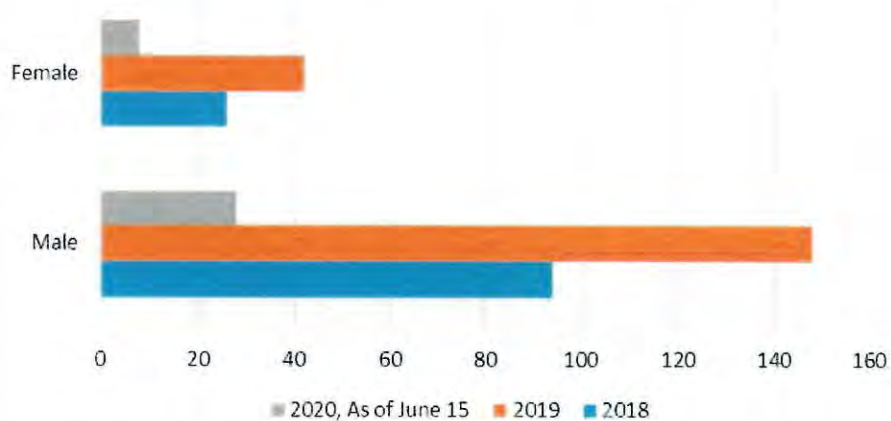


Source: OIG Generated using data provided by RPS.

Within its extended jurisdiction, the Department made a total of 120 arrests in CY 2018, 190 arrests in CY 2019, and 36 arrests in CY 2020 through June 15. The demographics of the arrests are shown in Exhibits 5 and 6.

Exhibit 5

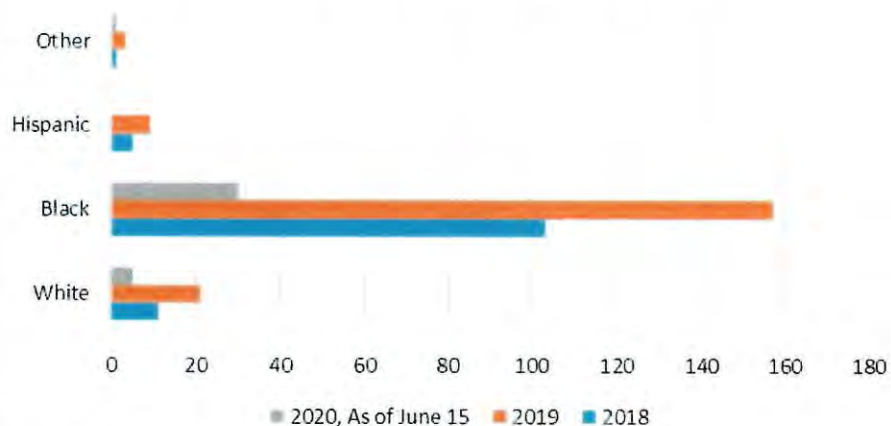
Extended Jurisdiction Arrests by Gender



Source: OIG Generated using data provided by RPS.

Exhibit 6

Extended Jurisdiction Arrests by Race

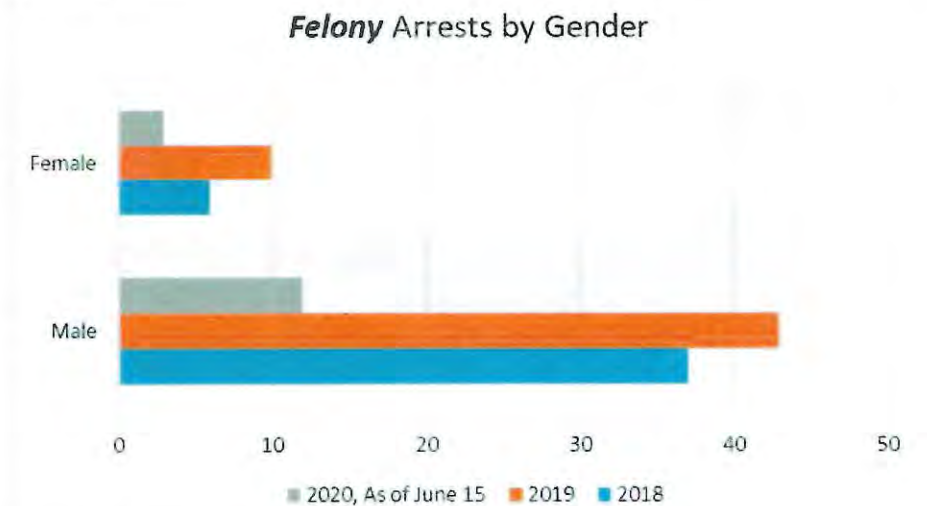


Source: OIG Generated using data provided by RPS.

Arrest Type

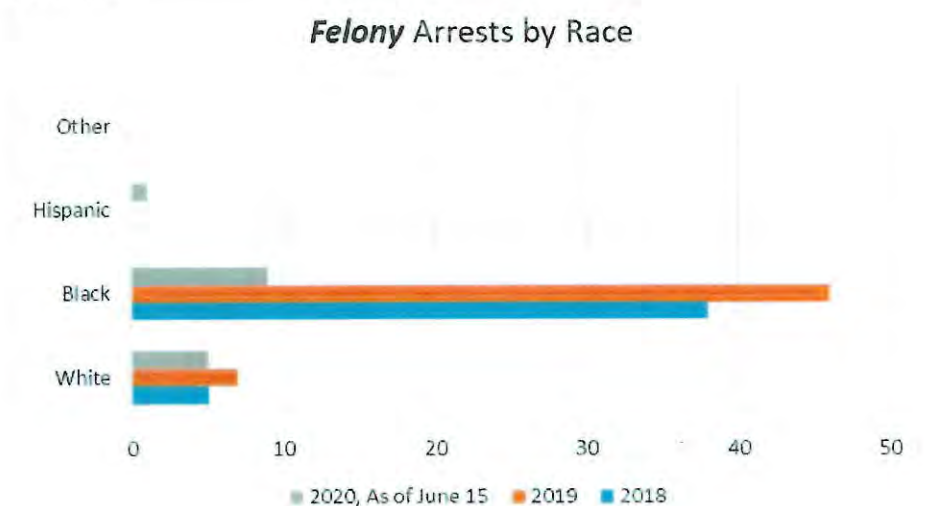
The Department made a total of 43 felony arrests in CY 2018, 53 felony arrests in CY 2019, and 15 felony arrests in CY 2020 through June 15. The demographics of the arrests are shown in Exhibits 7 and 8.

Exhibit 7



Source: OIG Generated using data provided by RPS.

Exhibit 8

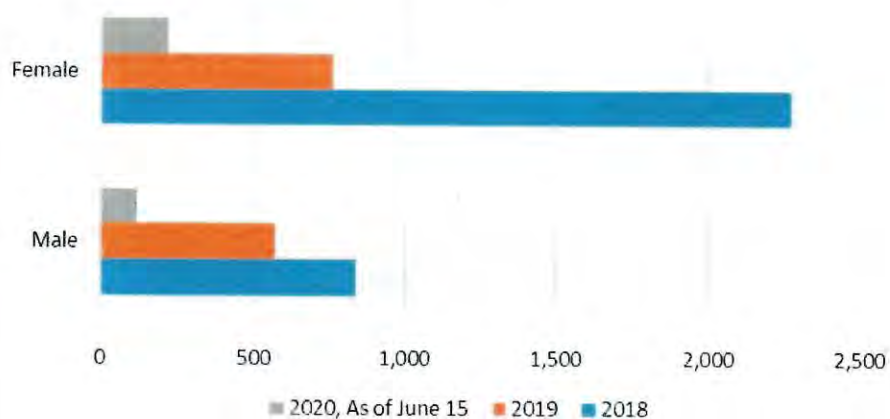


Source: OIG Generated using data provided by RPS.

The Department made a total of 3,106 misdemeanor arrests in CY 2018, 1,328 misdemeanor arrests in CY 2019, and 335 misdemeanor arrests in CY 2020 through June 15. The demographics of the arrests are shown in Exhibits 9 and 10.

Exhibit 9

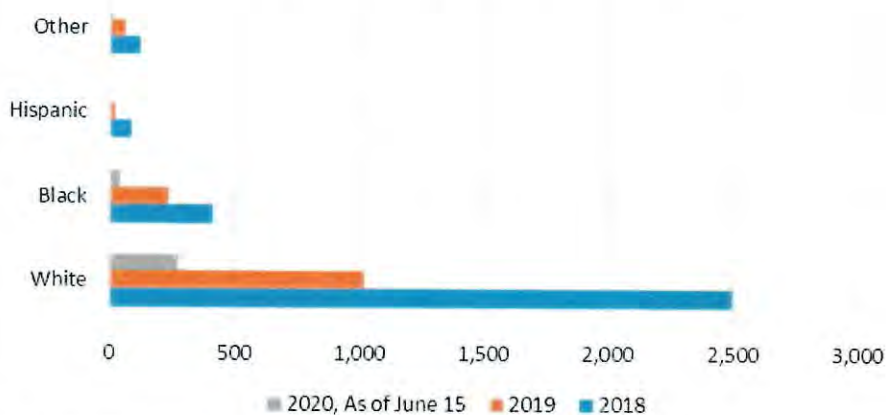
Misdemeanor Arrests by Gender



Source: OIG Generated using data provided by RPS.

Exhibit 10

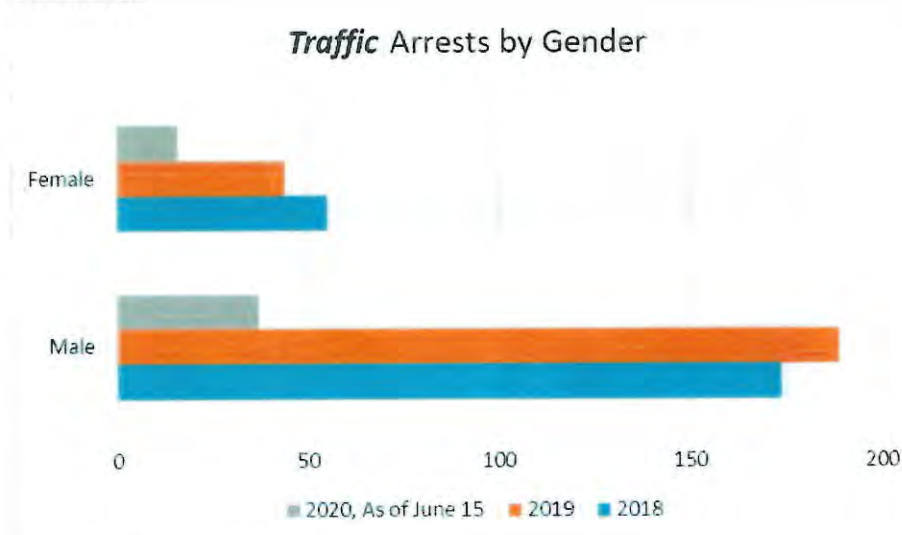
Misdemeanor Arrests by Race



Source: OIG Generated using data provided by RPS.

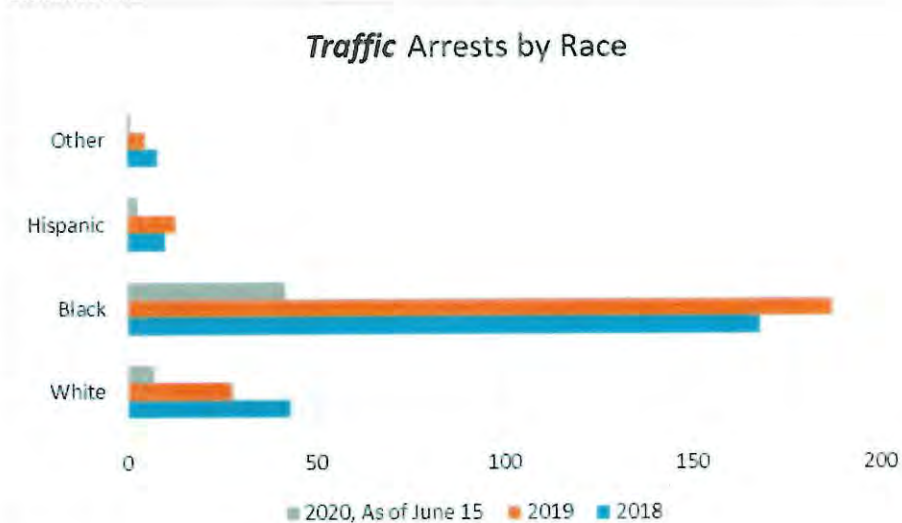
The Department made a total of 229 traffic arrests in CY 2018, 233 traffic arrests in CY 2019, and 53 traffic arrests in CY 2020 through June 15. The demographics of the arrests are shown in Exhibits 11 and 12.

Exhibit 11



Source: OIG Generated using data provided by RPS.

Exhibit 12



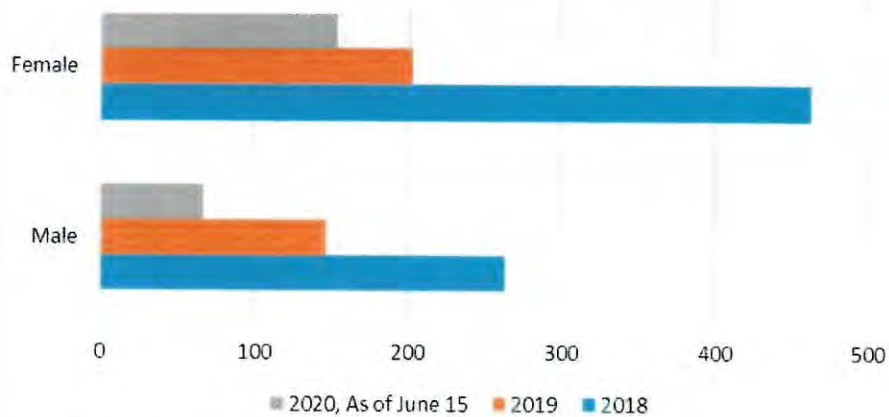
Source: OIG Generated using data provided by RPS.

Division or Unit

The Capitol Division made a total of 725 arrests in CY 2018, 349 arrests in CY 2019, and 219 arrests in CY 2020 through June 15. The demographics of the arrests are shown in Exhibits 13 and 14.

Exhibit 13

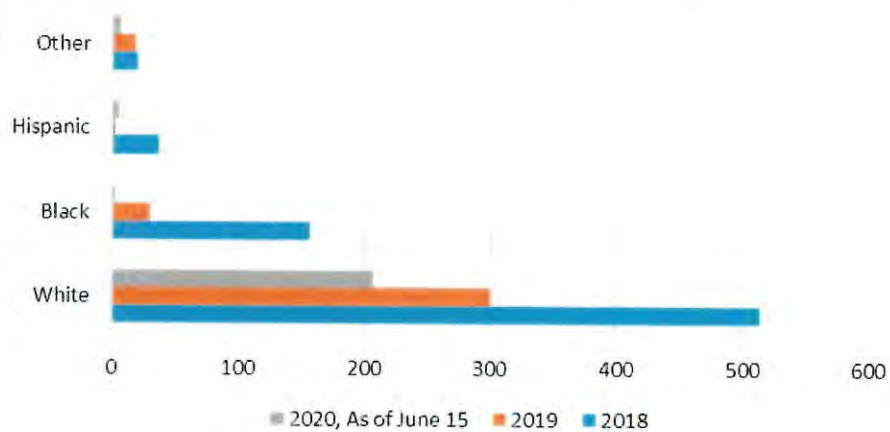
Capitol Division Arrests by Gender



Source: OIG Generated using data provided by RPS.

Exhibit 14

Capitol Division Arrests by Race

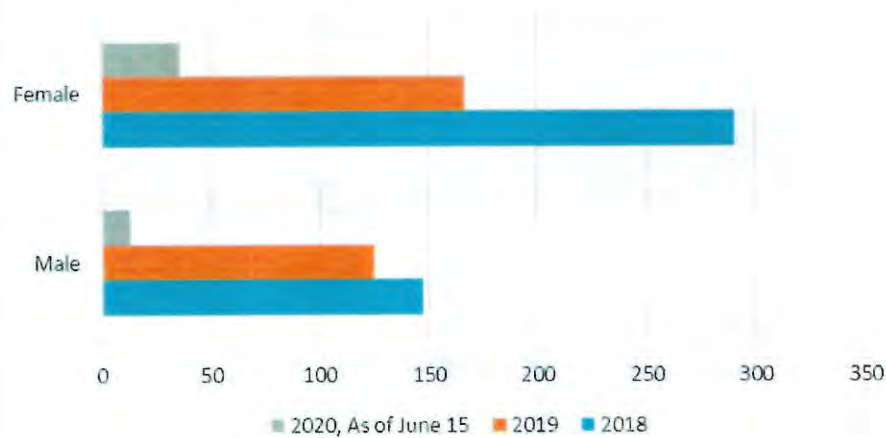


Source: OIG Generated using data provided by RPS.

The House Division made a total of 437 arrests in CY 2018, 292 arrests in CY 2019, and 49 arrests in CY 2020 through June 15. The demographics of the arrests are shown in Exhibits 15 and 16.

Exhibit 15

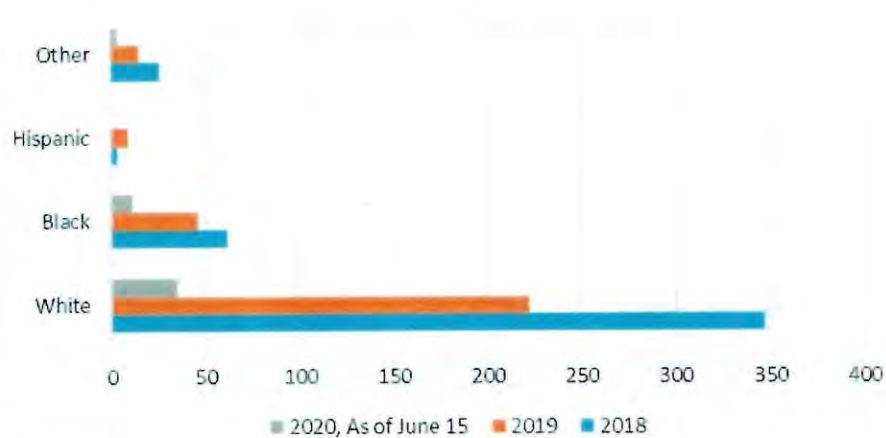
House Division Arrests by Gender



Source: OIG Generated using data provided by RPS.

Exhibit 16

House Division Arrests by Race

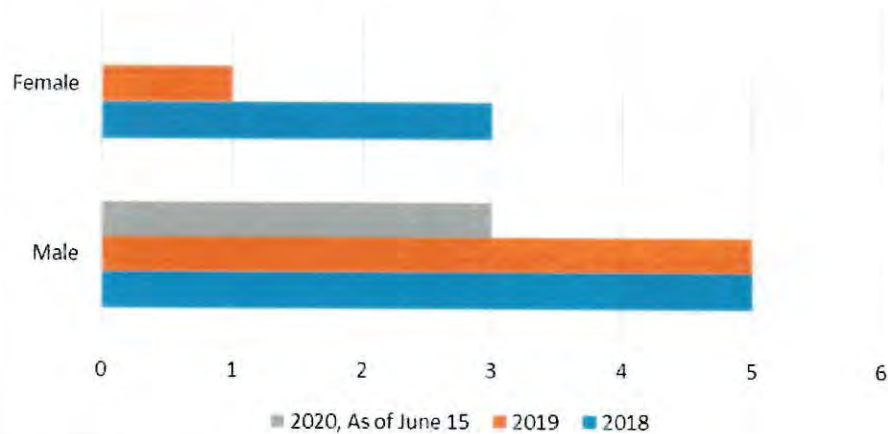


Source: OIG Generated using data provided by RPS.

The Library Division made a total of eight arrests in CY 2018, six arrests in CY 2019, and three arrests in CY 2020 through June 15. The demographics of the arrests are shown in Exhibits 17 and 18.

Exhibit 17

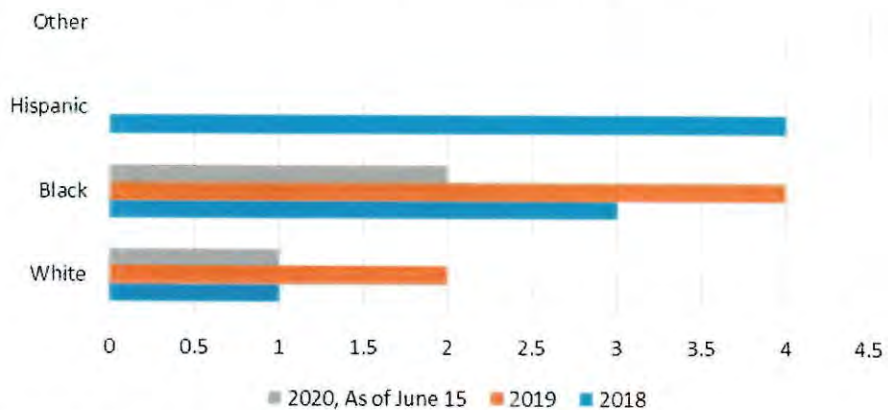
Library Division Arrests by Gender



Source: OIG Generated using data provided by RPS.

Exhibit 18

Library Division Arrests by Race

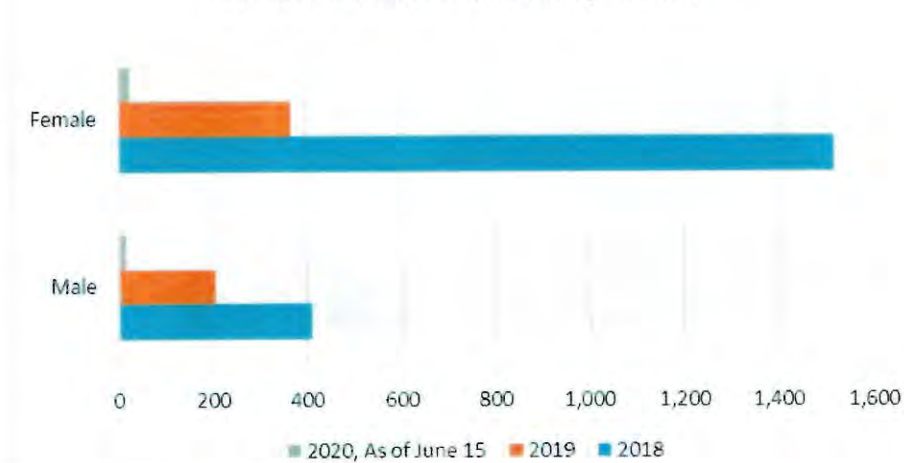


Source: OIG Generated using data provided by RPS.

The Senate Division made a total of 1,925 arrests in CY 2018, 570 arrests in CY 2019, and 41 arrests in CY 2020 through June 15. The demographics of the arrests are shown in Exhibits 19 and 20.

Exhibit 19

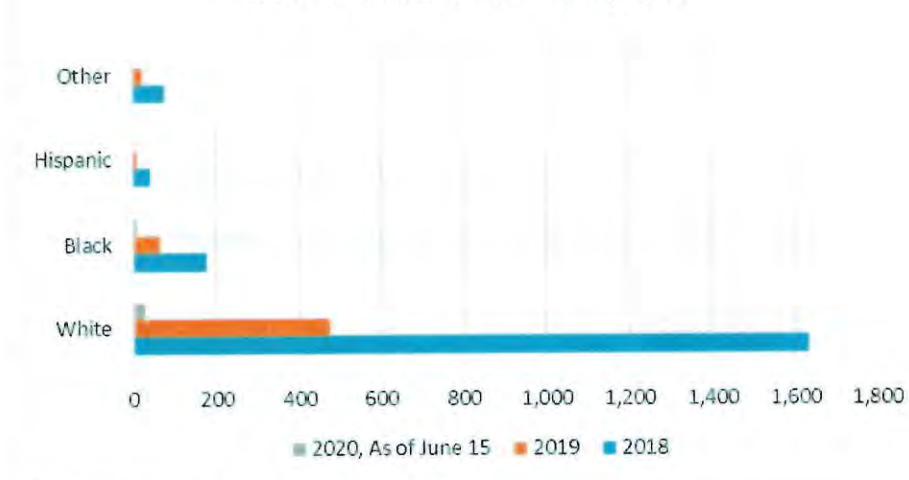
Senate Division Arrests by Gender



Source: OIG Generated using data provided by RPS.

Exhibit 20

Senate Division Arrests by Race

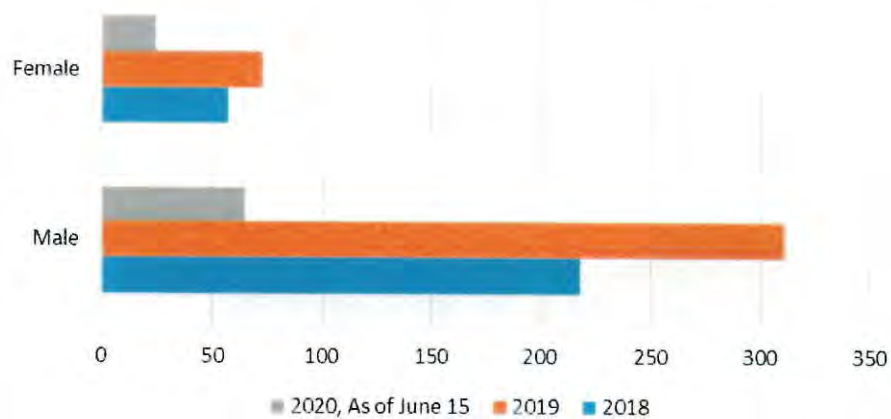


Source: OIG Generated using data provided by RPS.

The Special Operations Division made a total of 275 arrests in CY 2018, 384 arrests in CY 2019, and 89 arrests in CY 2020 through June 15. The demographics of the arrests are shown in Exhibits 21 and 22.

Exhibit 21

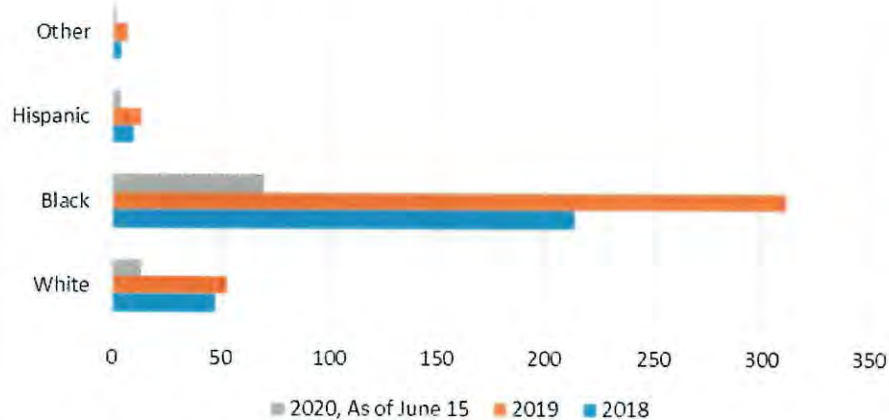
Special Operations Division Arrests by Gender



Source: OIG Generated using data provided by RPS.

Exhibit 22

Special Operations Division Arrests by Race

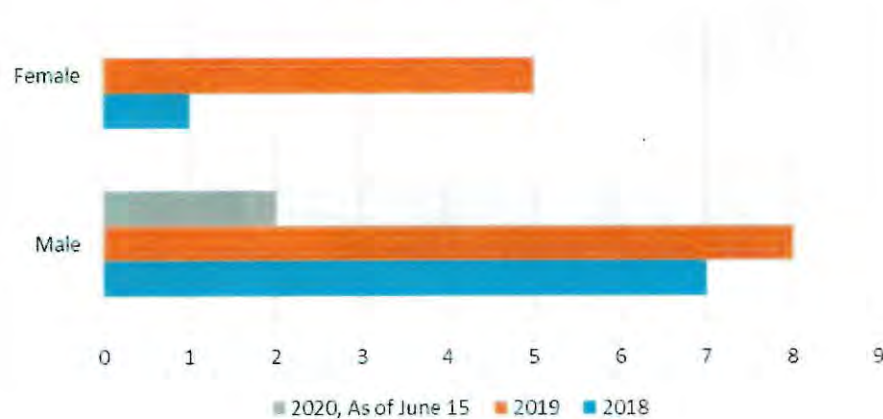


Source: OIG Generated using data provided by RPS.

Other USCP Divisions and Units (Investigations Division, Office of Background Investigations and Credentialing, and Command Division) made a total of eight arrests in CY 2018, 13 arrests in CY 2019, and two arrests in CY 2020 through June 15. The demographics of the arrests are shown in Exhibits 23 and 24.

Exhibit 23

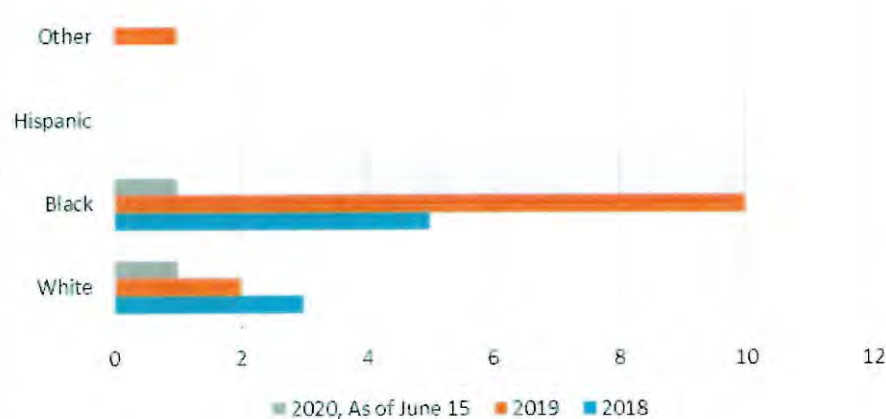
Other Units Arrests by Gender



Source: OIG Generated using data provided by RPS.

Exhibit 24

Other Units Arrests by Race



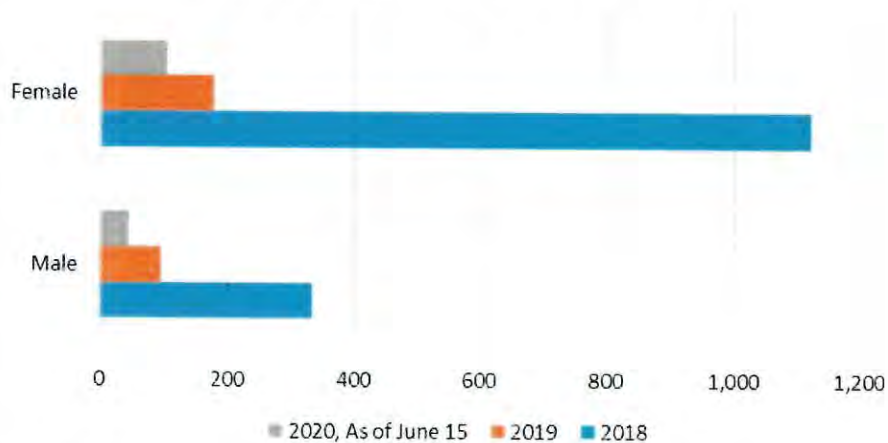
Source: OIG Generated using data provided by RPS.

Disposition

The Department made a total of 1,455 arrests in CY 2018, 273 arrests in CY 2019, and 147 arrests in CY 2020 through June 15 that resulted in a PD-61D as the arrest disposition. The demographics of the arrests are shown in Exhibits 25 and 26.

Exhibit 25

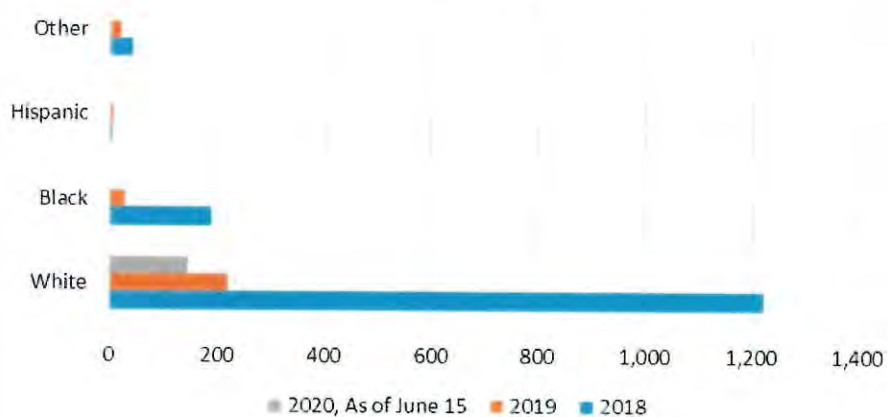
Arrest Disposition, **PD-61D**, by Gender



Source: OIG Generated using data provided by RPS.

Exhibit 26

Arrest Disposition, **PD-61D**, by Race

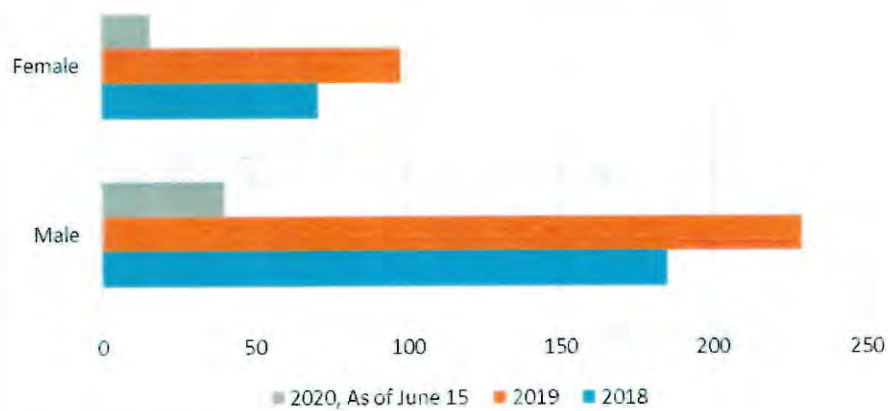


Source: OIG Generated using data provided by RPS.

The Department made a total of 256 arrests in CY 2018, 327 arrests in CY 2019, and 56 arrests in CY 2020 through June 15, that resulted in a Citation Release as the arrest disposition. The demographics of the arrests are shown in Exhibits 27 and 28.

Exhibit 27

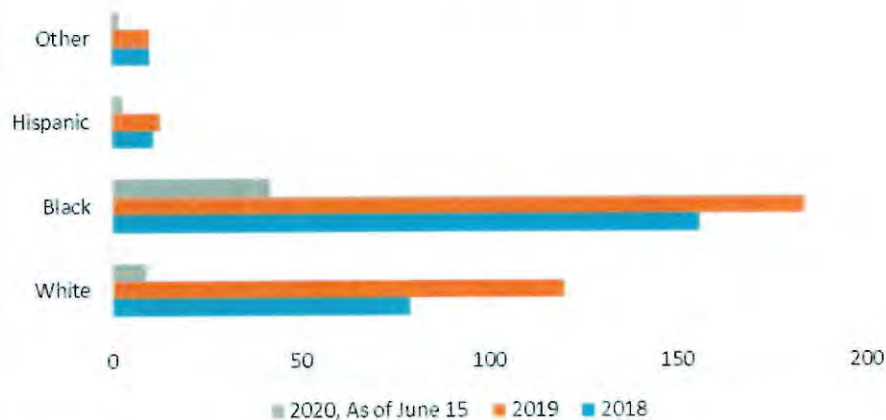
Arrest Disposition, *Citation Release*, by Gender



Source: OIG Generated using data provided by RPS.

Exhibit 28

Arrest Disposition, *Citation Release*, by Race

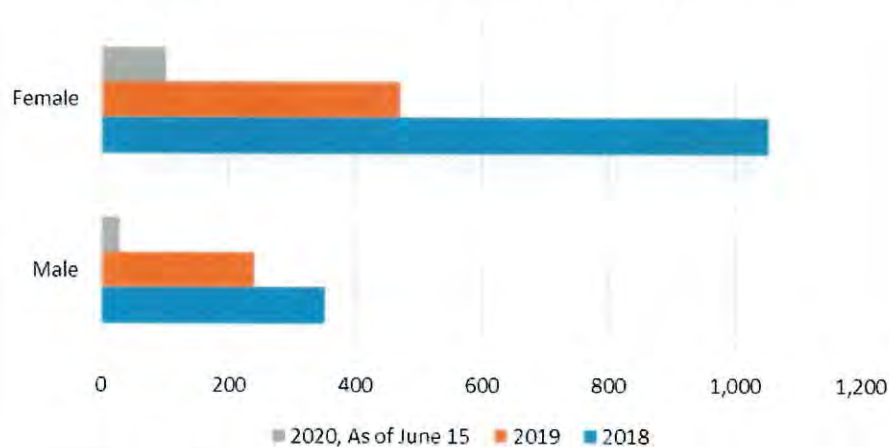


Source: OIG Generated using data provided by RPS.

The Department made a total of 1,402 arrests in CY 2018, 711 arrests in CY 2019, and 129 arrests in CY 2020 through June 15 that resulted in Pay and Forfeit as the arrest disposition. The demographics of the arrests are shown in Exhibits 29 and 30.

Exhibit 29

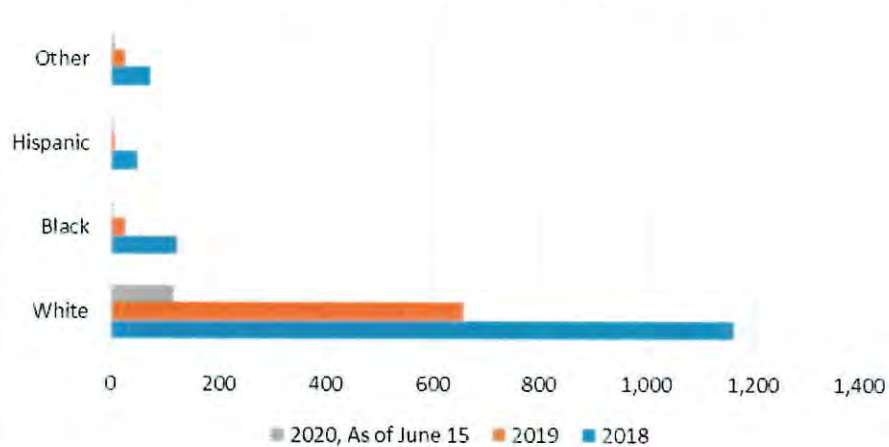
Arrest Disposition, *Pay and Forfeit*, by Gender



Source: OIG Generated using data provided by RPS.

Exhibit 30

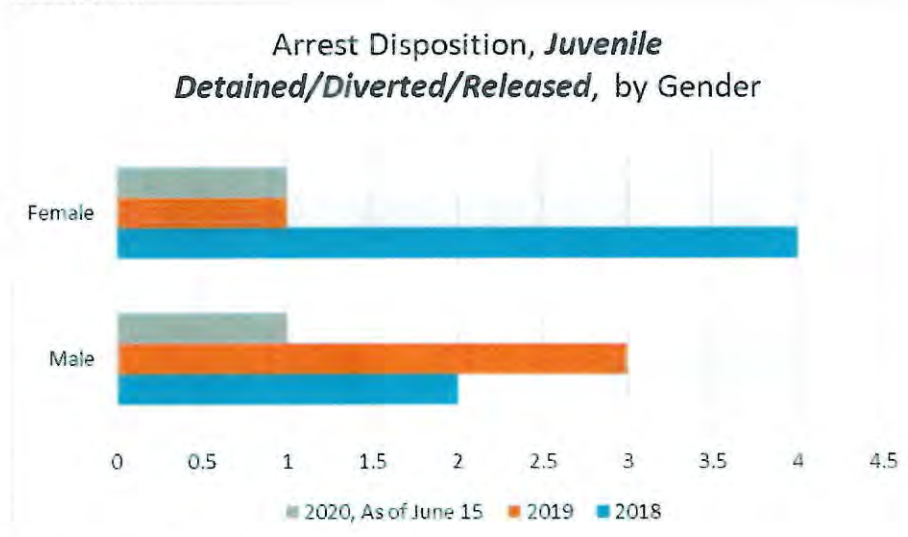
Arrest Disposition, *Pay and Forfeit*, by Race



Source: OIG Generated using data provided by RPS.

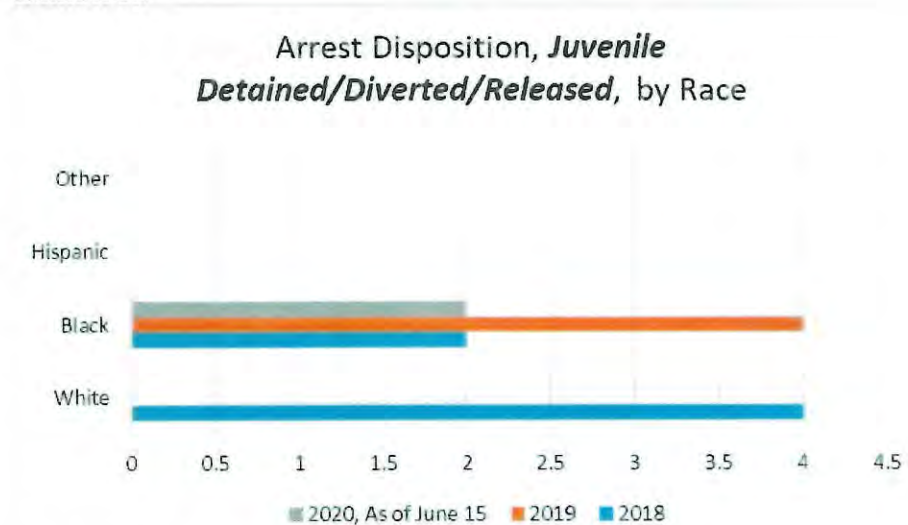
The Department made a total of six arrests in CY 2018, four arrests in CY 2019, and two arrests in CY 2020 through June 15 that resulted in Juvenile Detained, Diverted, or Released as the arrest disposition. The demographics of the arrests are shown in Exhibits 31 and 32.

Exhibit 31



Source: OIG Generated using data provided by RPS.

Exhibit 32

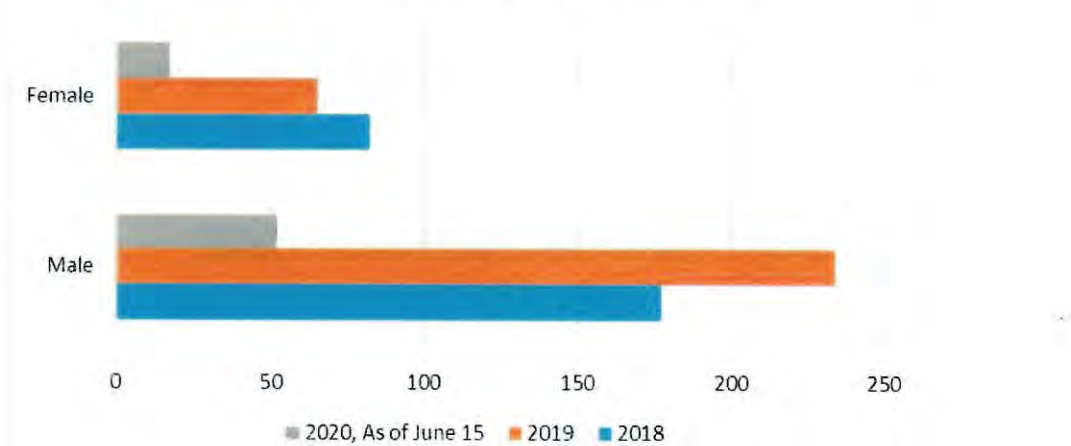


Source: OIG Generated using data provided by RPS.

The Department made a total of 259 arrests in CY 2018, 299 arrests in CY 2019, and 69 arrests in CY 2020 through June 15 that resulted in a Lock-Up as the arrest disposition. The demographics of the arrests are shown in Exhibits 33 and 34.

Exhibit 33

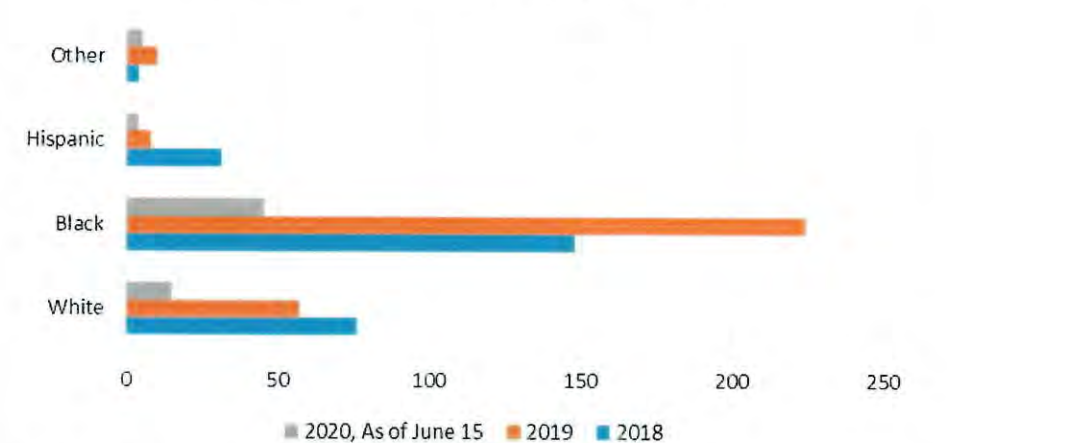
Arrest Disposition, *Lock-Up*, by Gender



Source: OIG Generated using data provided by RPS.

Exhibit 34

Arrest Disposition, *Lock-Up*, by Race



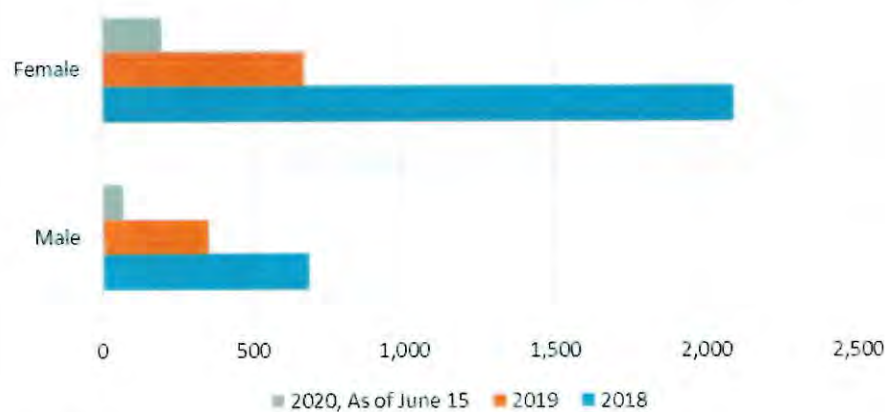
Source: OIG Generated using data provided by RPS.

Offense

The Department made a total of 2,778 arrests (all within its primary jurisdiction) in CY 2018, 1,024 arrests (all within its primary jurisdiction) in CY 2019, and 271 arrests (all within its primary jurisdiction) in CY 2020 through June 15 for Crowding/Obstructing. The demographics of the arrests are shown in Exhibits 35 and 36.

Exhibit 35

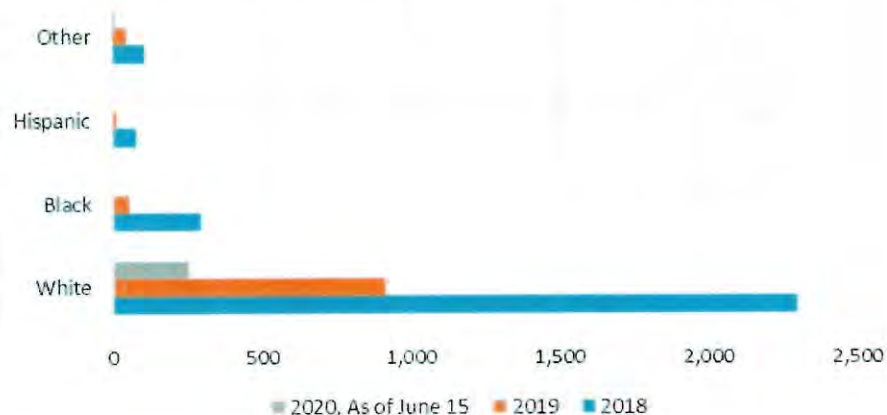
Arrests for *Crowding/Obstructing* by Gender



Source: OIG Generated using data provided by RPS.

Exhibit 36

Arrests for *Crowding/Obstructing* by Race

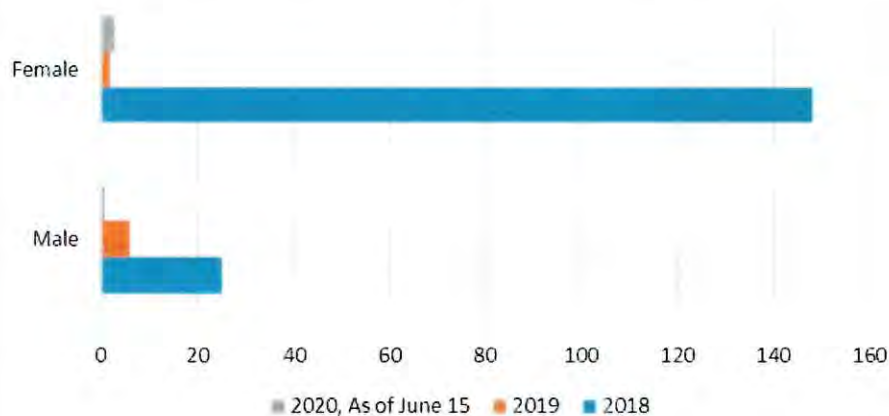


Source: OIG Generated using data provided by RPS.

The Department made a total of 173 arrests (all within its primary jurisdiction) in CY 2018, eight arrests (five within its primary jurisdiction and three within its extended jurisdiction) in CY 2019, and four arrests (all within its primary jurisdiction) in CY 2020 through June 15 for Disorderly Conduct. The demographics of the arrests are shown in Exhibits 37 and 38.

Exhibit 37

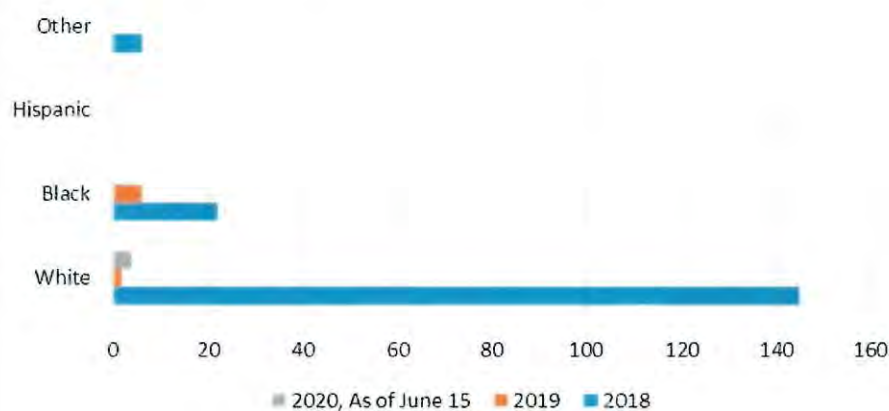
Arrests for *Disorderly Conduct* by Gender



Source: OIG Generated using data provided by RPS.

Exhibit 38

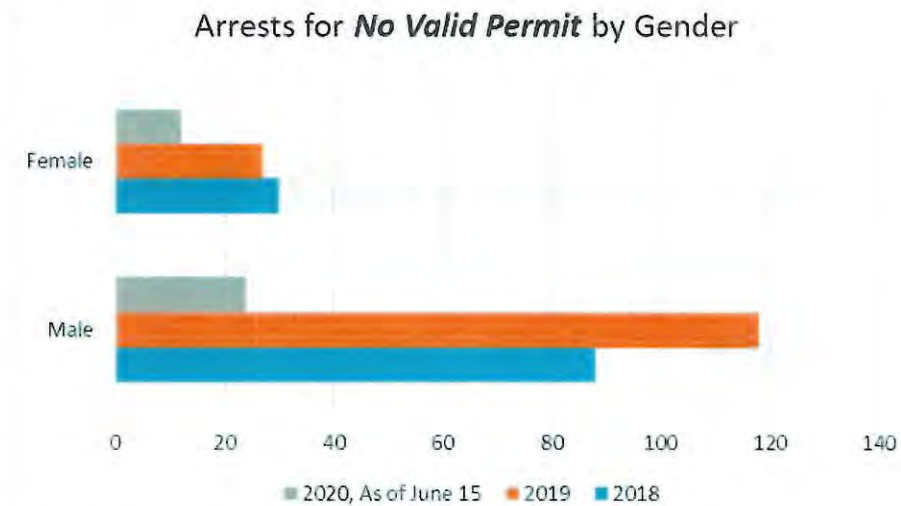
Arrests for *Disorderly Conduct* by Race



Source: OIG Generated using data provided by RPS.

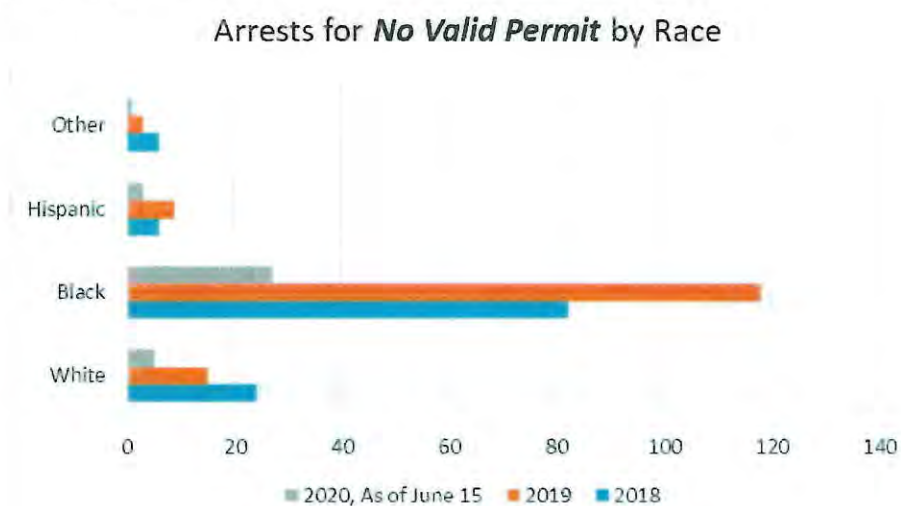
The Department made a total of 118 arrests (76 within its primary jurisdiction and 42 within its extended jurisdiction) in CY 2018, 145 arrests (86 within its primary jurisdiction and 59 within its extended jurisdiction) in CY 2019, and 36 arrests (21 within its primary jurisdiction and 15 within its extended jurisdiction) in CY 2020 through June 15 for No Valid Permit. The demographics of the arrests are shown in Exhibits 39 and 40.

Exhibit 39



Source: OIG Generated using data provided by RPS.

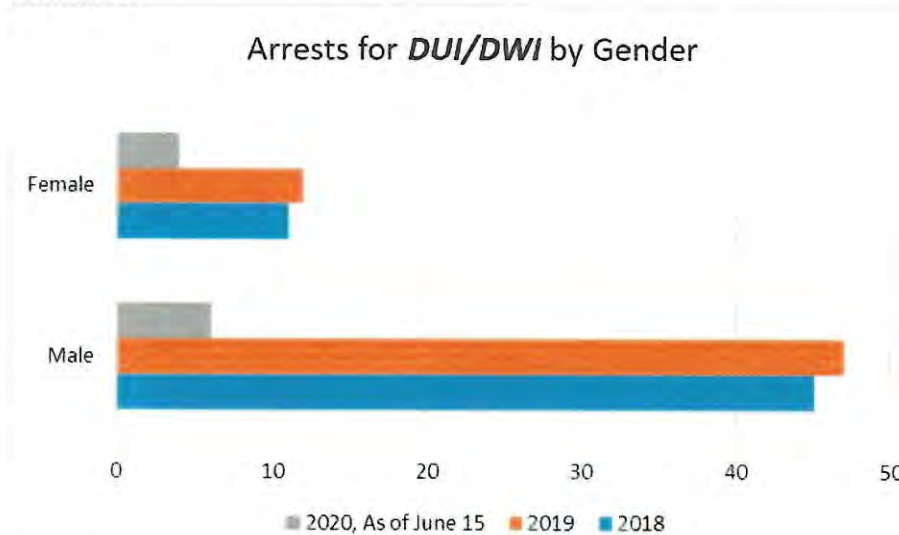
Exhibit 40



Source: OIG Generated using data provided by RPS.

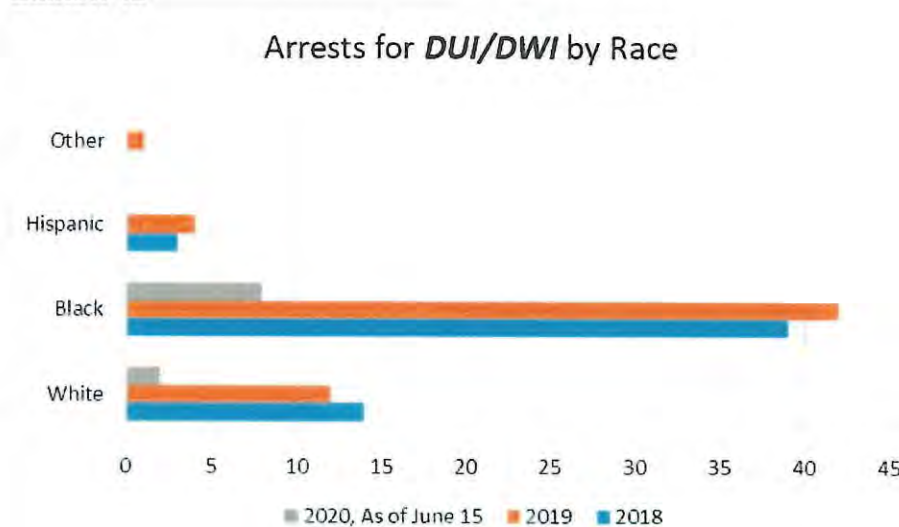
The Department made a total of 56 arrests (40 within its primary jurisdiction and 16 within its extended jurisdiction) in CY 2018, 59 arrests (37 within its primary jurisdiction and 22 within its extended jurisdiction) in CY 2019, and 10 arrests (six within its primary jurisdiction and four within its extended jurisdiction) in CY 2020 through June 15 for DUI, DUI Refusal, or DWI. The demographics of the arrests are shown in Exhibits 41 and 42.

Exhibit 41



Source: OIG Generated using data provided by RPS.

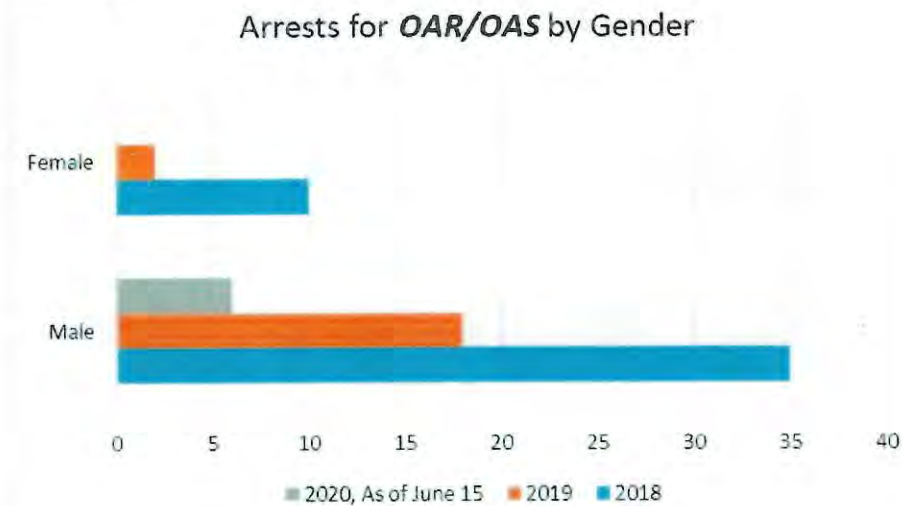
Exhibit 42



Source: OIG Generated using data provided by RPS.

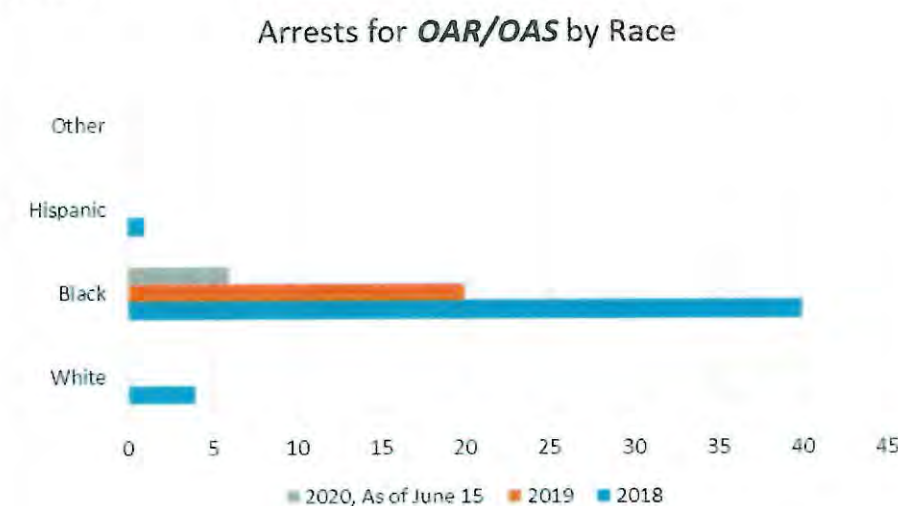
The Department made a total of 45 arrests (30 within its primary jurisdiction and 15 within its extended jurisdiction) in CY 2018, 20 arrests (11 within its primary jurisdiction and nine within its extended jurisdiction) in CY 2019, and six arrests (all within its primary jurisdiction) in CY 2020 through June 15 for Operating After Revoked License (OAR) or Operating After Suspended License (OAS). The demographics of the arrests are shown in Exhibits 43 and 44.

Exhibit 43



Source: OIG Generated using data provided by RPS.

Exhibit 44

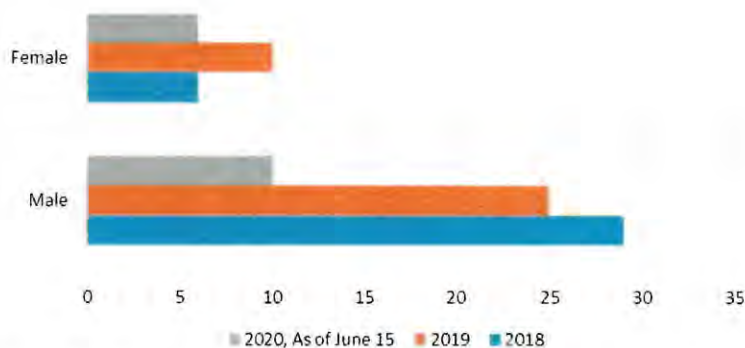


Source: OIG Generated using data provided by RPS.

The Department made a total of 35 arrests (28 within its primary jurisdiction and seven within its extended jurisdiction) in CY 2018, 35 arrests (20 within its primary jurisdiction and 15 within its extended jurisdiction) in CY 2019, and 16 arrests (13 within its primary jurisdiction and three within its extended jurisdiction) in CY 2020 through June 15 for various assault offenses.² The Department made a total of 11 arrests (nine within its primary jurisdiction and two within its extended jurisdiction) in CY 2018, 17 arrests (10 within its primary jurisdiction and seven within its extended jurisdiction) in CY 2019, and seven arrests (five within its primary jurisdiction and two within its extended jurisdiction) in CY 2020 through June 15 specifically for Assault on Police. The demographics of the arrests for various assault offenses are shown in Exhibits 45 and 46.

Exhibit 45

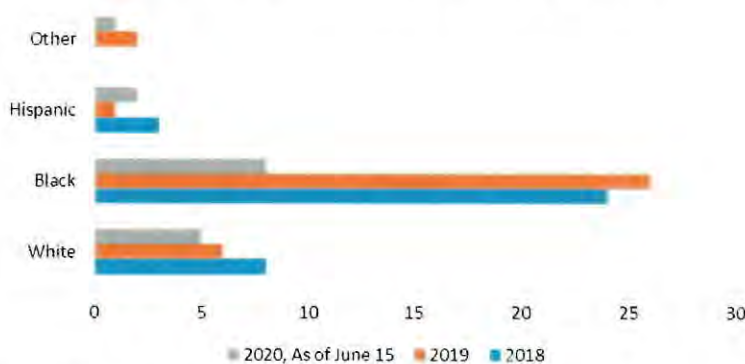
Arrests for *Various Assault Offenses* by Gender



Source: OIG Generated using data provided by RPS.

Exhibit 46

Arrests for *Various Assault Offenses* by Race

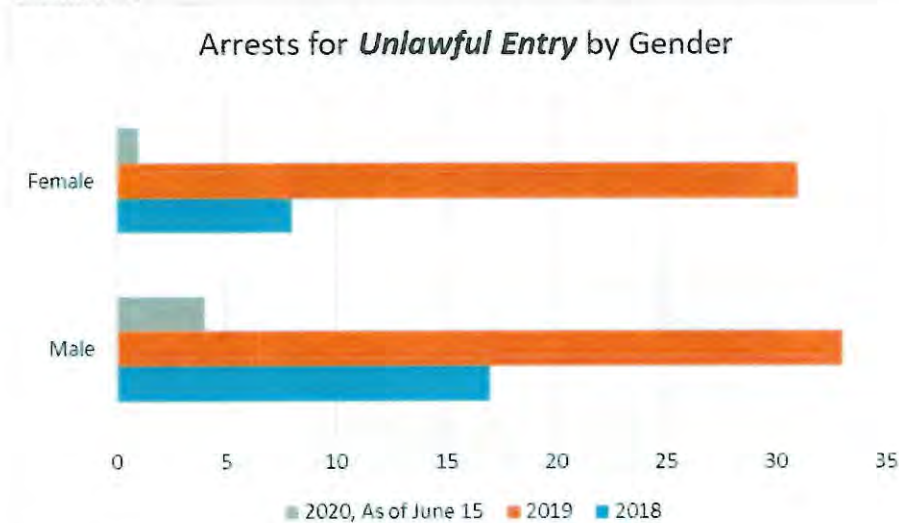


Source: OIG Generated using data provided by RPS.

² Assault offenses included Simple Assault, Assault with a Deadly or Dangerous Weapon, Assault on Police, Assault with Intent to Rob, and Assault with Serious Injuries.

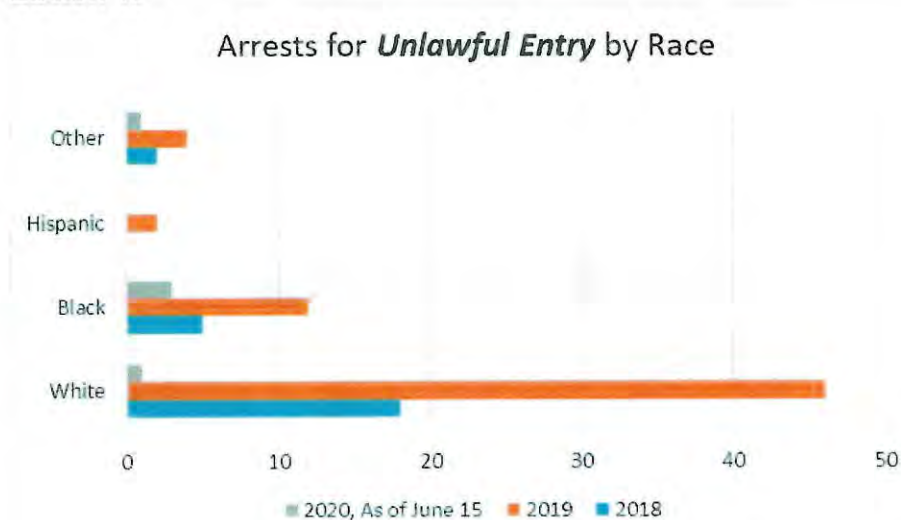
The Department made a total of 25 arrests (all within its primary jurisdiction) in CY 2018, 64 arrests (63 within its primary jurisdiction and one within its extended jurisdiction) in CY 2019, and five arrests (four within its primary jurisdiction and one within its extended jurisdiction) in CY 2020 through June 15 for Unlawful Entry. The demographics of the arrests are shown in Exhibits 47 and 48.

Exhibit 47



Source: OIG Generated using data provided by RPS.

Exhibit 48

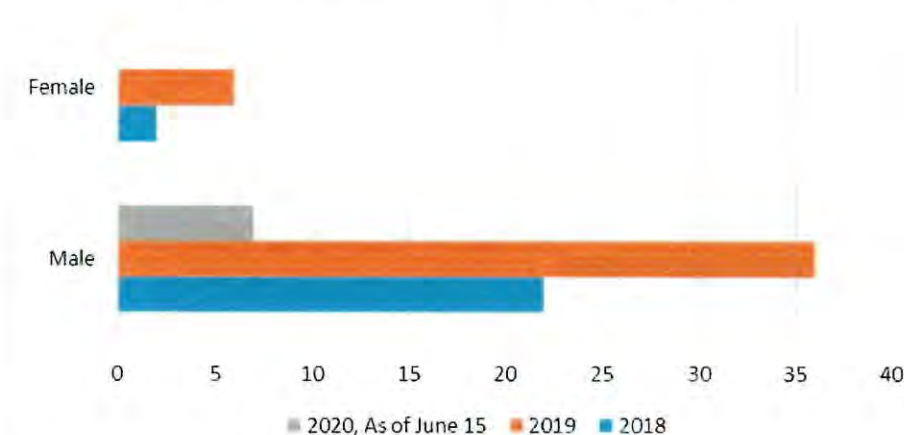


Source: OIG Generated using data provided by RPS.

The Department made a total of 24 arrests (18 within its primary jurisdiction and six within its extended jurisdiction) in CY 2018, 42 arrests (29 within its primary jurisdiction and 13 within its extended jurisdiction) in CY 2019, and seven arrests (four within its primary jurisdiction and three within its extended jurisdiction) in CY 2020 through June 15 for Bench Warrants. The demographics of the arrests are shown in Exhibits 49 and 50.

Exhibit 49

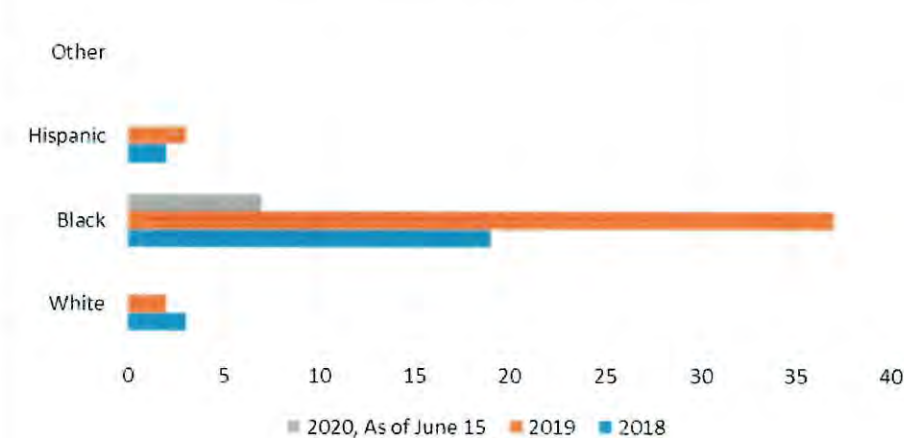
Arrests for *Bench Warrant* by Gender



Source: OIG Generated using data provided by RPS.

Exhibit 50

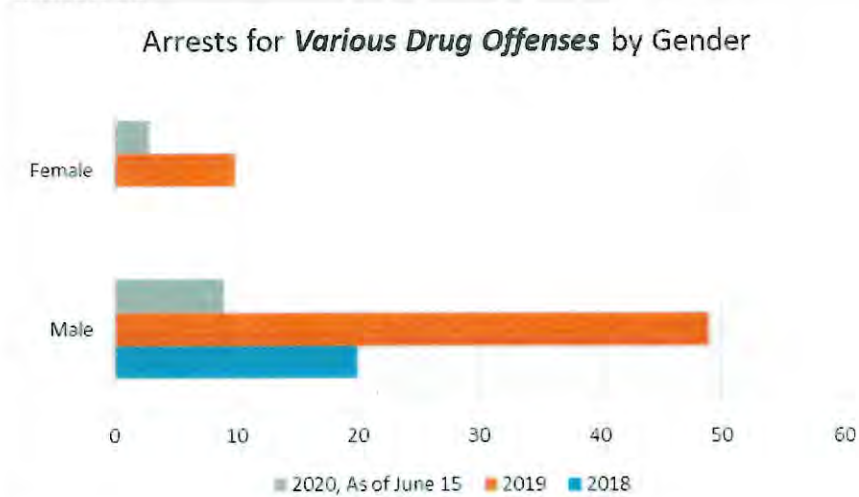
Arrests for *Bench Warrant* by Race



Source: OIG Generated using data provided by RPS.

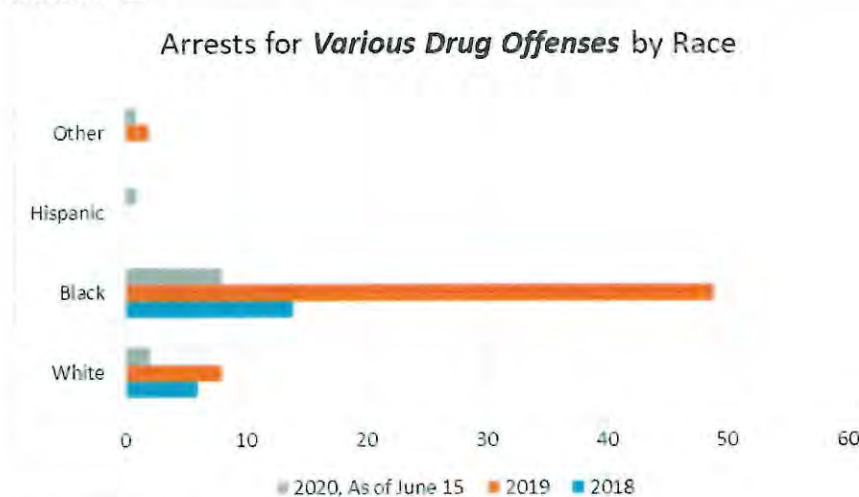
The Department made a total of 20 arrests (14 within its primary jurisdiction and six within its extended jurisdiction) in CY 2018, 59 arrests (42 within its primary jurisdiction and 17 within its extended jurisdiction) in CY 2019, and 12 arrests (11 within its primary jurisdiction and one within its extended jurisdiction) in CY 2020 through June 15 for various drug offenses.³ The demographics of the arrests are shown in Exhibits 51 and 52.

Exhibit 51



Source: OIG Generated using data provided by RPS.

Exhibit 52



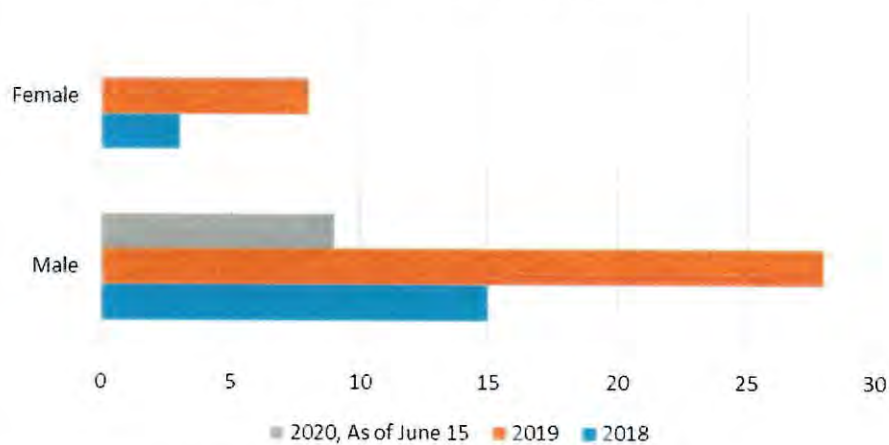
Source: OIG Generated using data provided by RPS.

³ Drug offenses included Uniform Controlled Substances Act Possession, Possession with Intent to Distribute, and Possession of Drug Paraphernalia.

The Department made a total of 18 arrests (16 within its primary jurisdiction and two within its extended jurisdiction) in CY 2018, 36 arrests (22 within its primary jurisdiction and 14 within its extended jurisdiction) in CY 2019, and nine arrests (seven within its primary jurisdiction and two within its extended jurisdiction) in CY 2020 through June 15 for Fugitive. The demographics of the arrests are shown in Exhibits 53 and 54.

Exhibit 53

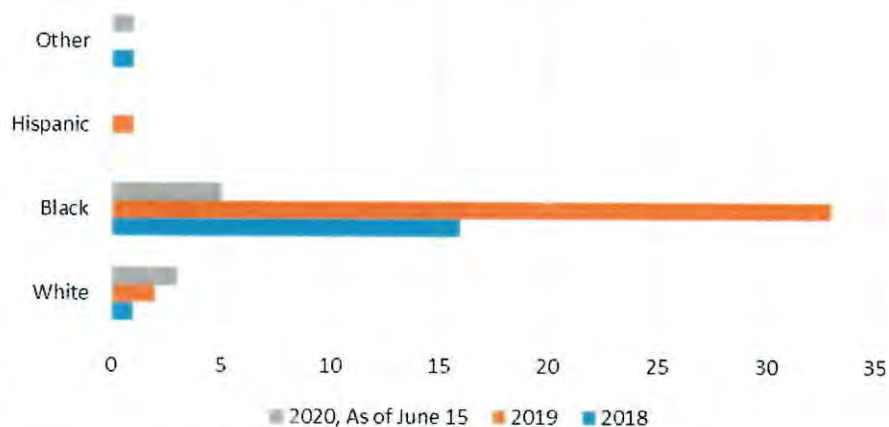
Arrests for *Fugitive* by Gender



Source: OIG Generated using data provided by RPS.

Exhibit 54

Arrests for *Fugitive* by Race

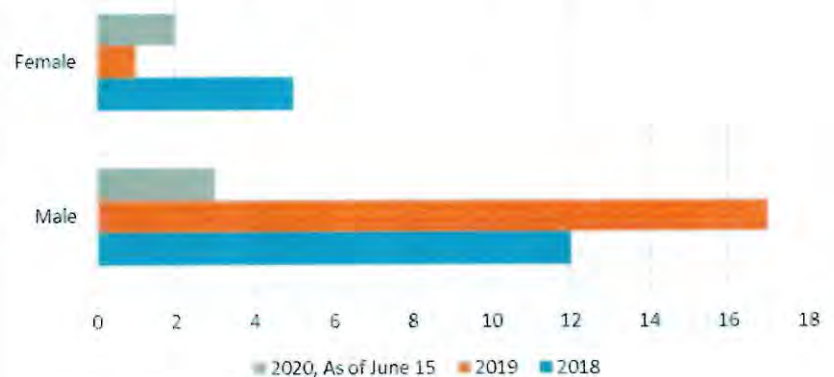


Source: OIG Generated using data provided by RPS.

The Department made a total of 17 arrests (10 within its primary jurisdiction and seven within its extended jurisdiction) in CY 2018, 18 arrests (13 within its primary jurisdiction and five within its extended jurisdiction) in CY 2019, and five arrests (all within its primary jurisdiction) in CY 2020 through June 15 for various weapons offenses.⁴ The demographics of the arrests are shown in Exhibits 55 and 56.

Exhibit 55

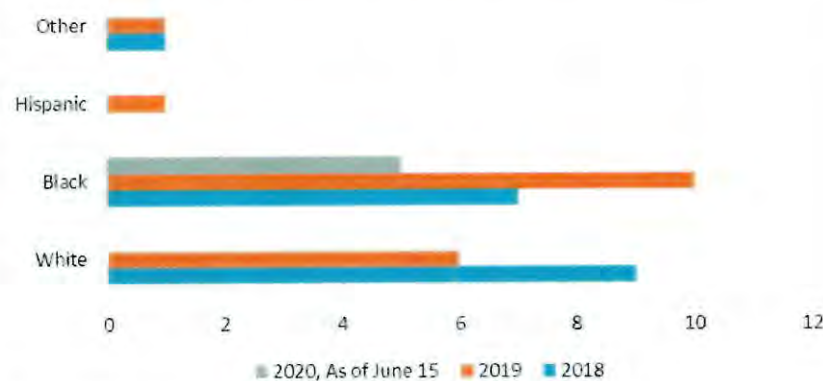
Arrests for *Various Weapons Offenses* by Gender



Source: OIG Generated using data provided by RPS.

Exhibit 56

Arrests for *Various Weapons Offenses* by Race



Source: OIG Generated using data provided by RPS.

⁴ Weapons offenses included Certain Dangerous Weapons, Possession of a Prohibited Weapon – A, Possession of a Prohibited Weapon – B, Carrying a Pistol Without a License, Possession of a Destructive Device, Possession of an Incendiary Device, Unregistered Firearm, Unregistered Ammunition, Felon in Possession of Firearm, and Possession of BB Gun.

Arrest Complaints

OPR received two complaints related to arrests by USCP during CY 2018 through June 15, 2020. In both instances the complainant did not respond to OPR inquiries for further information. As a result, OPR could not substantiate the allegations and did not initiate formal cases for either complaint.

Procedures for Capturing Statistical Data of Arrests

During this analysis, it came to our attention that the Department did not have a fully automated process for generating demographic data for its arrests. USCP officers enter arrest report data directly into the Metropolitan Police Department of the District of Columbia's (MPDC) [REDACTED] records management system [REDACTED] is a web-based report writing and arrest booking system primarily used by MPDC and partnering law enforcement agencies within Washington, D.C. USCP must use [REDACTED] in order to utilize MPDC's Central Cell Block and the District of Columbia's court system. MPDC is the owner and system administrator of the program. USCP had limited ability to search its arrest data in [REDACTED] and did not have the ability to search demographic data.

RPS receives copies of [REDACTED] arrest reports and enters the data into its RPS Database. The RPS Database is a Microsoft Access database, and RPS exports certain arrest data into Microsoft Excel spreadsheets. A Department official stated that RPS must manually edit the spreadsheets to fulfill the various requests for arrest data it receives. A Department official also stated that USCP had not received requests for arrest demographic data in the past so RPS did not have spreadsheets specifically tracking arrest demographics readily available when OIG originally requested it.

A Department official stated that USCP has been working with MPDC to try to gain more access to its data within [REDACTED]. However, the official stated that MPDC is moving from [REDACTED] [REDACTED] and that USCP will begin using [REDACTED] in February 2021. The official also stated that USCP was in the process of procuring its own license for [REDACTED] and with its own license the Department will have full access to all of its data, including legacy data moved into the system. The official stated that [REDACTED] is a multi-tenant system and USCP will not have to input data more than once for MPDC or the court system to receive it. The official stated that USCP's procurement of [REDACTED] should eliminate RPS having to manually generate arrest data and that [REDACTED] ability to generate reports should only be limited to the information that is recorded within it.

Conclusions

We analyzed the demographics of USCP arrests within its primary and extended jurisdictions during CY 2018 through June 15, 2020. OPR received two complaints related to arrests during

that time period but could not substantiate the allegations for either complaint because the complainant did not respond to OPR inquiries for further information. Although it did not have a fully automated process for generating demographic data for its arrests, the Department should gain the ability to do so once it moves to the [REDACTED] and acquires its own license for that system. Thus, OIG makes the following recommendation.

Recommendation 1: We recommend the United States Capitol Police continue to pursue the acquisition of its own license for the [REDACTED].

APPENDICES

Listing of Recommendations

Recommendation 1: We recommend the United States Capitol Police continue to pursue the acquisition of its own license for the [REDACTED].

DEPARTMENT COMMENTS



UNITED STATES CAPITOL POLICE

OFFICE OF THE CHIEF
119 D STREET, NE
WASHINGTON, DC 20510-7218

November 19, 2020

PHONE 202-224-9886

COP 201207

MEMORANDUM

TO: Michael A. Bolton
Inspector General

FROM: Steven A. Sund
Chief of Police

SUBJECT: Response to Office of Inspector General draft report *Analysis of the United States Capitol Police Arrests* (Investigative No. 2020-I-0008)

The purpose of this memorandum is to provide the United States Capitol Police response to the recommendation contained within the Office of Inspector General's (OIG) draft report *Analysis of the United States Capitol Arrests* (Investigative No. 2020-I-0008).

The Department generally agrees with the recommendation made regarding the acquisition of the [REDACTED] and appreciates the opportunity to work with the OIG on the Department's arrest data.

Thank you for the opportunity to respond to the OIG's draft report. Your continued support of the women and men of the United States Capitol Police is appreciated.

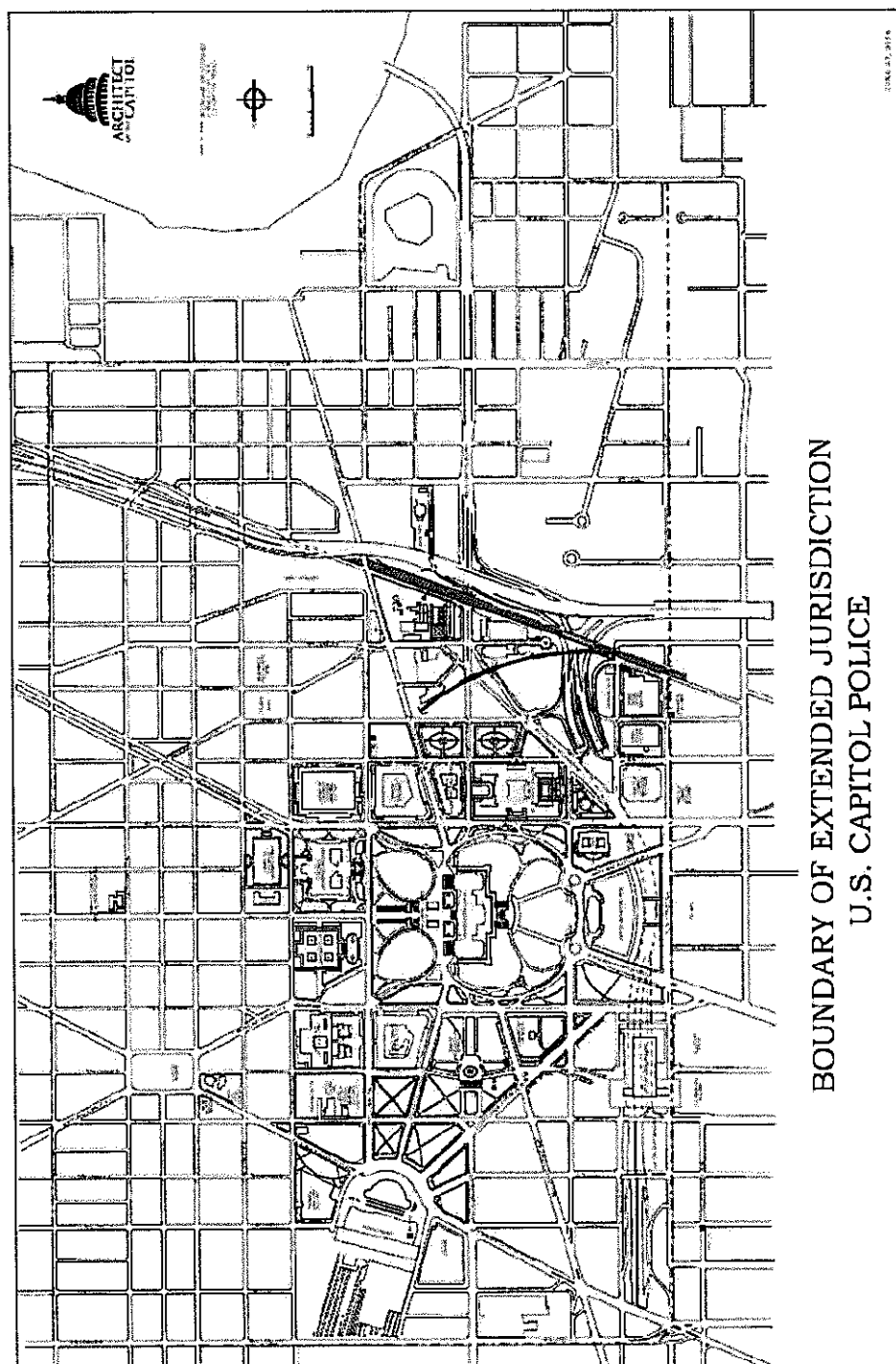
Very respectfully,

A handwritten signature in black ink, appearing to read "SAS", is placed above the name of the Chief of Police.

Steven A. Sund
Chief of Police

cc: Assistant Chief Chad B. Thomas, Uniformed Operations
Assistant Chief Yogananda D. Pittman, Protective and Intelligence Operations
Richard L. Braddock, Chief Administrative Officer
[REDACTED] USCP Audit Liaison

MAP OF USCP EXTENDED JURISDICTION ZONE



Source: *Traffic Regulations for the United States Capitol Grounds*, dated February 17, 2020

OFFENSE DESCRIPTIONS

<i>Offense</i>	<i>Description</i>
Crowding/Obstructing	Crowding, obstructing, or incommoding; the use of any street, avenue, alley, road, highway, or sidewalk; the entrance of any public or private building or enclosure; the use of or passage through any public building or public conveyance; or the passage through or within any park or reservation; and to continue or resume the crowding, obstructing, or incommoding after being instructed by a law enforcement officer to cease the crowding, obstructing, or incommoding. Engaging in a demonstration in an area where it is otherwise unlawful to demonstrate and to continue or resume engaging in a demonstration after being instructed by a law enforcement officer to cease engaging in a demonstration.
Disorderly Conduct	<ul style="list-style-type: none"> • In any place open to the general public, and in the communal areas of multi-unit housing: • Intentionally or recklessly acting in such a manner as to cause another person to be in reasonable fear that a person or property in a person's immediate possession is likely to be harmed or taken; • Inciting or provoking violence where there is a likelihood that such violence will ensue; • Directing abusive or offensive language or gestures at another person (other than a law enforcement officer while acting in his or her official capacity) in a manner likely to provoke immediate physical retaliation or violence by that person or another person. • Engaging in loud, threatening, or abusive language, or disruptive conduct, with the intent and effect of impeding or disrupting the orderly conduct of a lawful public gathering, of a congregation of people engaged in any religious service or funeral, the lawful use of a public conveyance by one or more other persons, or disrupting the orderly conduct of business in a public building. • Making an unreasonably loud noise between 10:00 p.m. and 7:00 a.m. that is likely to annoy or disturb one or more other persons in their residences. • Urinating or defecating in public, other than in a urinal or toilet. • Stealthily looking into a window or other opening of a dwelling, under circumstances in which an occupant would have a reasonable expectation of privacy. • Interfering with any person in any public place by jostling against the person, unnecessarily crowding the person, or placing a hand in the proximity of the person's handbag, pocketbook, or wallet.

OFFENSE DESCRIPTIONS

<i>Offense</i>	<i>Description</i>
No Valid Permit	Operating a motor vehicle without a valid operator's permit, learner's permit, provisional permit, or a motorcycle endorsement if operating a motorcycle.
Driving Under the Influence (DUI)	Operating or being in physical control of any vehicle while intoxicated; or while under the influence of alcohol or any drug or any combination thereof. Driving Under the Influence applies to a person having a blood alcohol concentration of .07 percent or lower. A driver can be charged with a Driving Under the Influence offense if, in addition to a blood alcohol concentration reading, the officer has other signs of impairment from a structured field sobriety test and from observations of the suspect's driving behavior.
Driving Under the Influence Refusal	Person under arrest refuses to submit specimens for chemical testing
Driving While Intoxicated (DWI).	Operating or being in physical control of any vehicle while having a statutorily prohibited blood alcohol concentration of .08 or higher. The suspect can be convicted in court based solely on the breath, blood or urine results without any structured field sobriety test.
Operating After Revoked License or Operating After Suspended License	Operating a motor vehicle during the period for which the individual's license is revoked or suspended, or for which the individual's right to operate is suspended or revoked.
Simple Assault	Assaulting, or threatening another in a menacing manner, or assaulting, or threatening another in a menacing manner, and intentionally, knowingly, or recklessly causes significant bodily injury to another.
Assault with a Deadly or Dangerous Weapon	Assault with intent to commit mayhem or with dangerous weapon.
Assault on Police	Without justifiable and excusable cause, assaulting, resisting, opposing, impeding, intimidating, or interfering with a law enforcement officer on account of, or while that law enforcement officer is engaged in the performance of his or her official duties.
Assault with Intent to Rob	Assault with intent to kill, rob, or poison, or to commit first degree sexual abuse, second degree sexual abuse or child sexual abuse.
Assault with Serious Injuries	Knowingly or purposely causing serious bodily injury to another person; or under circumstances manifesting extreme indifference to human life, intentionally or knowingly engaging in conduct that creates a grave risk of serious bodily injury to another person, and thereby causes serious bodily injury

OFFENSE DESCRIPTIONS

<i>Offense</i>	<i>Description</i>
Unlawful Entry	Entering, or attempting to enter, without lawful authority, any private dwelling, building, or other property, or part of such dwelling, building, or other property, against the will of the lawful occupant or of the person lawfully in charge thereof, or being therein or thereon, without lawful authority to remain therein or thereon shall refuse to quit the same on the demand of the lawful occupant, or of the person lawfully in charge thereof. Entering, or attempting to enter, without lawful authority, any public building, or other property, or part of such building, or other property, against the will of the lawful occupant or of the person lawfully in charge thereof or his or her agent, or being therein or thereon, without lawful authority to remain therein or thereon shall refuse to quit the same on the demand of the lawful occupant, or of the person lawfully in charge thereof or his or her agent.
Bench Warrant	Legal document issued by a judge that authorizes a person's arrest. Usually issued when a person has failed to appear in court on a specific date after receiving a notice or order to appear. Once the warrant is issued, the person is subject to arrest.
Uniform Controlled Substances Act Possession	Knowingly or intentionally possessing a controlled substance unless the substance was obtained directly from, or pursuant to, a valid prescription or order of a practitioner while acting in the course of his or her professional practice, or except as otherwise authorized.
Possession with Intent to Distribute	Knowingly or intentionally manufacturing, distributing, or possessing, with intent to manufacture or distribute, a controlled substance.
Possession of Drug Paraphernalia	Using, or possessing with intent to use, drug paraphernalia to plant, propagate, cultivate, grow, harvest, manufacture, compound, convert, produce, process, prepare, test, analyze, pack, repack, store, contain, conceal, inhale, ingest, or otherwise introduce into the human body a controlled substance.
Fugitive	Any person charged with any offense committed in any State, and liable by the Constitution and laws of the United States to be delivered over upon the demand of the Governor of that State.

OFFENSE DESCRIPTIONS

<i>Offense</i>	<i>Description</i>
Certain Dangerous Weapons, Possession of a Prohibited Weapon – A, or Possession of a Prohibited Weapon – B	Possessing any machine gun, sawed-off shotgun, knuckles, or any instrument or weapon of the kind commonly known as a blackjack, slingshot, sand club, sandbag, switchblade knife, nor any instrument, attachment, or appliance for causing the firing of any firearm to be silent or intended to lessen or muffle the noise of the firing of any firearms. Possessing, with intent to use unlawfully against another, an imitation pistol, or a dagger, dirk, razor, stiletto, or knife with a blade longer than 3 inches, or other dangerous weapon.
Carrying a Pistol Without a License	Carrying either openly or concealed on or about their person, a pistol, without a license issued pursuant to District of Columbia law, or any deadly or dangerous weapon.
Possession of a Destructive Device or Possession of an Incendiary Device	An explosive, incendiary, or poison gas bomb, grenade, rocket, missile, mine, or similar device. Any device by whatever name known which will, or is designed or redesigned, or may be readily converted or restored to expel a projectile by the action of an explosive or other propellant through a smooth bore barrel, except a shotgun. Any device containing tear gas or a chemically similar lacrimator or sternutator by whatever name known. Any combination of parts designed or intended for use in converting any device into any destructive device; or from which a destructive device may be readily assembled.
Unregistered Firearm	Possessing or controlling any firearm in the District of Columbia without a valid registration certificate for the firearm.
Unregistered Ammunition	Possessing ammunition in the District of Columbia unless: a licensed dealer, officer, agent, or employee of the District of Columbia or the United States of America, on duty and acting within the scope of duties; holder of a valid registration certificate for a firearm; holder of an ammunition collector's certificate on September 24, 1976; or participating in a firearms training and safety class conducted by a firearms instructor.
Felon in Possession of Firearm	Owning, keeping, or possessing a firearm, within the District of Columbia, after conviction in any court of a crime punishable by imprisonment for a term exceeding one year.
Possession of BB Gun	Carrying or possessing outside any building in the District an air rifle, air gun, air pistol, BB gun, spring gun, blowgun, bowgun, or any similar type gun.

Source: OIG Generated with information obtained from dcode.org, code.dccouncil.us, cssd.dc.gov, and mpdc.dc.gov.

ARREST DISPOSITION DESCRIPTIONS

<i>Disposition</i>	<i>Description</i>
PD-61D	A civil citation used primarily for civil disturbance cases in mass arrest situations. This is a non-custodial arrest in which a citation is written with a fine to be paid within fifteen days of the arrest.
Citation Release	A custodial arrest in which the individual is detained, processed, and released on a signature promising to appear in court on a designated date. Primarily used for traffic offenses and misdemeanors when the defendant meets certain requirements.
Pay and Forfeit	A custodial arrest in which the individual is processed and elects to post and forfeit by paying a fine for the offense in lieu of appearing in court. The individual must meet certain requirements to be eligible. Primarily used in civil disobedience cases.
Juvenile Detained ⁵	A custodial arrest involving a juvenile in which the individual is held/detained until their court date.
Juvenile Diverted ⁵	A custodial arrest involving a juvenile in which the government, under appropriate circumstances, elects not to prosecute. This option is reserved for youth who commit status offenses (e.g., truancy, curfew violations, extreme disobedience, and running away) and/or low-level delinquency offenses.
Juvenile Released ⁵	A custodial arrest involving a juvenile in which the individual is released to a parent or guardian.
Lock-Up	A custodial arrest in which the individual is detained, processed and transported to MPDC's Central Cell Block pending a bail review. Primarily used for felony arrests and serious misdemeanors including crimes against persons. Also used when the prisoner has prior convictions for failure to appear.

Source: OIG Generated with information provided by a Department Official.

⁵ With all cases involving juveniles, the MPDC Youth and Family Services Division determines if the juvenile will be held for court or released.

ARREST DEMOGRAPHIC DATA TABLES

Table 1 – Total Arrest Demographics						
Calendar Year	Gender		Race			
	Male	Female	White	Black	Hispanic	Other
2018	1,048	2,330	2,543	614	94	127
2019	801	813	1,053	464	33	64
through Jun. 15, 2020	165	238	283	94	12	14

Source: OIG Generated using data provided by RPS.

Table 2 – Primary Jurisdiction Arrest Demographics						
Calendar Year	Gender		Race			
	Male	Female	White	Black	Hispanic	Other
2018	954	2,304	2,532	511	89	126
2019	653	771	1,032	307	24	61
through Jun. 15, 2020	137	230	278	64	12	13

Source: OIG Generated using data provided by RPS.

Table 3 – Extended Jurisdiction Arrest Demographics						
Calendar Year	Gender		Race			
	Male	Female	White	Black	Hispanic	Other
2018	94	26	11	103	5	1
2019	148	42	21	157	9	3
through Jun. 15, 2020	28	8	5	30	0	1

Source: OIG Generated using data provided by RPS.

Table 4 – Felony Arrest Demographics						
Calendar Year	Gender		Race			
	Male	Female	White	Black	Hispanic	Other
2018	37	6	5	38	0	0
2019	43	10	7	46	0	0
through Jun. 15, 2020	12	3	5	9	1	0

Source: OIG Generated using data provided by RPS.

Table 5 – Misdemeanor Arrest Demographics						
Calendar Year	Gender		Race			
	Male	Female	White	Black	Hispanic	Other
2018	837	2,269	2,495	408	84	119
2019	569	759	1,018	231	20	59
through Jun. 15, 2020	116	219	271	43	8	13

Source: OIG Generated using data provided by RPS.

ARREST DEMOGRAPHIC DATA TABLES

Table 6 – Traffic Arrest Demographics

Calendar Year	Gender		Race			
	Male	Female	White	Black	Hispanic	Other
2018	174	55	43	168	10	8
2019	189	44	28	187	13	5
through Jun. 15, 2020	37	16	7	42	3	1

Source: OIG Generated using data provided by RPS.

Table 7 – Capitol Division Arrest Demographics

Calendar Year	Gender		Race			
	Male	Female	White	Black	Hispanic	Other
2018	263	462	513	156	36	20
2019	146	203	300	29	2	18
through Jun. 15, 2020	66	153	206	2	5	6

Source: OIG Generated using data provided by RPS.

Table 8 – House Division Arrest Demographics

Calendar Year	Gender		Race			
	Male	Female	White	Black	Hispanic	Other
2018	147	290	347	61	3	26
2019	125	167	222	46	9	15
through Jun. 15, 2020	13	36	35	11	0	3

Source: OIG Generated using data provided by RPS.

Table 9 – Library Division Arrest Demographics

Calendar Year	Gender		Race			
	Male	Female	White	Black	Hispanic	Other
2018	5	3	1	3	4	0
2019	5	1	2	4	0	0
through Jun. 15, 2020	3	0	1	2	0	0

Source: OIG Generated using data provided by RPS.

Table 10 – Senate Division Arrest Demographics

Calendar Year	Gender		Race			
	Male	Female	White	Black	Hispanic	Other
2018	408	1,517	1,632	175	41	77
2019	206	364	474	64	9	23
through Jun. 15, 2020	16	25	27	8	3	3

Source: OIG Generated using data provided by RPS.

ARREST DEMOGRAPHIC DATA TABLES

Table 11 – Special Operations Division Arrest Demographics						
Calendar Year	Gender		Race			
	Male	Female	White	Black	Hispanic	Other
2018	218	57	47	214	10	4
2019	311	73	53	311	13	7
through Jun. 15, 2020	65	24	13	70	4	2

Source: OIG Generated using data provided by RPS.

Table 12 – Other Units Arrest Demographics						
Calendar Year	Gender		Race			
	Male	Female	White	Black	Hispanic	Other
2018	7	1	3	5	0	0
2019	8	5	2	10	0	1
through Jun. 15, 2020	2	0	1	1	0	0

Source: OIG Generated using data provided by RPS.

Table 13 – Arrest Disposition, PD-61D, Demographics						
Calendar Year	Gender		Race			
	Male	Female	White	Black	Hispanic	Other
2018	333	1,122	1,221	187	5	42
2019	95	178	219	28	6	20
through Jun. 15, 2020	44	103	145	1	0	1

Source: OIG Generated using data provided by RPS.

Table 14 – Arrest Disposition, Citation Release, Demographics						
Calendar Year	Gender		Race			
	Male	Female	White	Black	Hispanic	Other
2018	185	71	79	156	11	10
2019	229	98	120	184	13	10
through Jun. 15, 2020	40	16	9	42	3	2

Source: OIG Generated using data provided by RPS.

Table 15 – Arrest Disposition, Pay and Forfeit, Demographics						
Calendar Year	Gender		Race			
	Male	Female	White	Black	Hispanic	Other
2018	351	1,051	1,163	121	47	71
2019	240	471	657	24	6	24
through Jun. 15, 2020	28	101	114	4	5	6

Source: OIG Generated using data provided by RPS.

ARREST DEMOGRAPHIC DATA TABLES

Table 16 – Arrest Disposition, Juvenile Detained/Diverted/Released, Demographics

Calendar Year	Gender		Race			
	Male	Female	White	Black	Hispanic	Other
2018	2	4	4	2	0	0
2019	3	1	0	4	0	0
through Jun. 15, 2020	1	1	0	2	0	0

Source: OIG Generated using data provided by RPS.

Table 17 – Arrest Disposition, Lock-Up, Demographics

Calendar Year	Gender		Race			
	Male	Female	White	Black	Hispanic	Other
2018	177	82	76	148	31	4
2019	234	65	57	224	8	10
through Jun. 15, 2020	52	17	15	45	4	5

Source: OIG Generated using data provided by RPS.

Table 18 – Crowding/Obstructing Arrest Demographics

Calendar Year	Gender		Race			
	Male	Female	White	Black	Hispanic	Other
2018	685	2,093	2,296	296	79	107
2019	353	671	914	52	12	46
through Jun. 15, 2020	72	199	254	5	5	7

Source: OIG Generated using data provided by RPS.

Table 19 – Disorderly Conduct Arrest Demographics

Calendar Year	Gender		Race			
	Male	Female	White	Black	Hispanic	Other
2018	25	148	145	22	0	6
2019	6	2	2	6	0	0
through Jun. 15, 2020	1	3	4	0	0	0

Source: OIG Generated using data provided by RPS.

Table 20 – No Valid Permit Arrest Demographics

Calendar Year	Gender		Race			
	Male	Female	White	Black	Hispanic	Other
2018	88	30	24	82	6	6
2019	118	27	15	118	9	3
through Jun. 15, 2020	24	12	5	27	3	1

Source: OIG Generated using data provided by RPS.

ARREST DEMOGRAPHIC DATA TABLES

Table 21 – Driving Under the Influence/Driving While Intoxicated Arrest Demographics						
Calendar Year	Gender		Race			
	Male	Female	White	Black	Hispanic	Other
2018	45	11	14	39	3	0
2019	47	12	12	42	4	1
through Jun. 15, 2020	6	4	2	8	0	0

Source: OIG Generated using data provided by RPS.

Table 22 – Operating After Revoked/Suspended License Arrest Demographics						
Calendar Year	Gender		Race			
	Male	Female	White	Black	Hispanic	Other
2018	35	10	4	40	1	0
2019	18	2	0	20	0	0
through Jun. 15, 2020	6	0	0	6	0	0

Source: OIG Generated using data provided by RPS.

Table 23 – Various Assault Arrest Demographics						
Calendar Year	Gender		Race			
	Male	Female	White	Black	Hispanic	Other
2018	29	6	8	24	3	0
2019	25	10	6	26	1	2
through Jun. 15, 2020	10	6	5	8	2	1

Source: OIG Generated using data provided by RPS.

Table 24 – Assault on Police Arrest Demographics						
Calendar Year	Gender		Race			
	Male	Female	White	Black	Hispanic	Other
2018	10	1	2	9	0	0
2019	12	5	3	12	1	1
through Jun. 15, 2020	4	3	2	4	0	1

Source: OIG Generated using data provided by RPS.

Table 25 – Unlawful Entry Arrest Demographics						
Calendar Year	Gender		Race			
	Male	Female	White	Black	Hispanic	Other
2018	17	8	18	5	0	2
2019	33	31	46	12	2	4
through Jun. 15, 2020	4	1	1	3	0	1

Source: OIG Generated using data provided by RPS.

ARREST DEMOGRAPHIC DATA TABLES

Table 26 – Bench Warrant Arrest Demographics

Calendar Year	Gender		Race			
	Male	Female	White	Black	Hispanic	Other
2018	22	2	3	19	2	0
2019	36	6	2	37	3	0
through Jun. 15, 2020	7	0	0	7	0	0

Source: OIG Generated using data provided by RPS.

Table 27 – Various Drug Arrest Demographics

Calendar Year	Gender		Race			
	Male	Female	White	Black	Hispanic	Other
2018	20	0	6	14	0	0
2019	49	10	8	49	0	2
through Jun. 15, 2020	9	3	2	8	1	1

Source: OIG Generated using data provided by RPS.

Table 28 – Fugitive Arrest Demographics

Calendar Year	Gender		Race			
	Male	Female	White	Black	Hispanic	Other
2018	15	3	1	16	0	1
2019	28	8	2	33	1	0
through Jun. 15, 2020	9	0	3	5	0	1

Source: OIG Generated using data provided by RPS.

Table 29 – Various Weapons Arrest Demographics

Calendar Year	Gender		Race			
	Male	Female	White	Black	Hispanic	Other
2018	12	5	9	7	0	1
2019	17	1	6	10	1	1
through Jun. 15, 2020	3	2	0	5	0	0

Source: OIG Generated using data provided by RPS.

CONTACTING THE OFFICE OF INSPECTOR GENERAL

Success of the OIG mission to prevent fraud, waste, abuse, or mismanagement depends on the cooperation of employees and the public. There are several ways to report questionable activity.

Call us at 202-593-3868 or toll-free at 866-906-2446. A confidential or anonymous message can be left 24 hours a day/7 days a week.



Toll-Free
1-866-906-2446

Write us – we are located at:
United States Capitol Police
Attn: Office of Inspector General, Investigations
119 D Street, NE
Washington, DC 20510



Or visit us – we are located at:
499 South Capitol Street, SW, Suite 345
Washington, DC 20003



You can also contact us by email at: OIG@USCP.GOV

When making a report, convey as much information as possible such as:
Who? What? Where? When? Why? Complaints may be made anonymously or you may request confidentiality.

Additional Information and Copies:

To obtain additional copies of this report, call OIG at 202-593-4201.



